

# FAST ASYMMETRIC INTERNET OVER WIRELESS SATELLITE-TERRESTRIAL NETWORKS\*

J.S. Baras, S. Corson, S. Papademetriou, I. Secka, and N. Suphasindhu

Center for Satellite and Hybrid Communication Networks  
Institute for Systems Research  
University of Maryland at College Park

## ABSTRACT

*We describe our recent work on the design and implementation of high performance Internet services over networks consisting of interconnected Direct Broadcast (Satellite) hosts and terrestrial wireless LANs with various capabilities. The network uses receive only satellite links for downstream data delivery and wireless and wireline terrestrial links for the upstream path. A key concept in our work is that of a hybrid terminal, which is a PC connected to a DBS antenna and to the local wireless LAN. The hybrid terminal uses a modem connection for outgoing traffic while receiving incoming information through the VSAT.*

## INTRODUCTION

The hybrid terminal is attached to the Internet through any Internet service provider who supports Serial Line Internet Protocol (SLIP) or PPP. The traffic from the hybrid terminal is transmitted to the hybrid gateway through IP-within-IP encapsulation, to accomplish asymmetric routing. The hybrid gateway is responsible for decapsulation of traffic from hybrid terminals. It is also responsible for formatting data to suite the satellite transmission.

There are two major obstacles (bottlenecks) in achieving our goal of 1.5 Mbps down link rate from commercial K<sub>a</sub> band satellites. The TCP protocol end-to-end flow control mechanism depends upon the window size and the round-trip-time (RTT). Because a segment of this hybrid network involves a geostationary satellite, the RTT grows many times larger than that of terrestrial communications. We avoid the long-delay effect of the satellite channel by allowing the hybrid gateway to acknowledge incoming data from Internet hosts on behalf of hybrid terminals; thus, reducing the round-trip-time

values that Internet hosts expect. The hybrid gateway advertises large transmit windows to hybrid terminals. Because the downstream path has very large bandwidth, many acknowledgment packets will be generated. These acknowledgment packets can cause congestion in the low-bandwidth upstream path. We solve this problem by selectively dropping redundant acknowledgment packets.

We use proxy agents to efficiently connect a wireless LAN to a hybrid host. We provide some data based on experiments with the Motorola Altair and the AT&T Wave Net Wireless Networks. We have to date achieved consistently 500 kbps return rate from the Internet.

We describe our work on IP multicast extensions to the wireless hybrid network described. More specifically we address the following issues. How does a remote hybrid terminal subscribe to a particular multicast group? We also extended the Internet Group Membership Protocol (IGMP) to solve this problem. How is a multicast tree constructed at a remote LAN? The problem is when there is another path into the Internet. The multicast tree has to be constructed so that all out-going multicast traffic from the remote LAN is directed toward the Internet gateway while the incoming multicast traffic comes through the satellite link. This requires an asymmetric multicast routing mechanism. We describe enhancements to existing multicast routing protocols such as MOSPF, DVMRP, CBT to the hybrid environment.

## ASYMMETRIC INTERNET OVER SATELLITE

A rapid and feasible (both technologically and financially) development of the NII and GII will follow the following scenario. We can capitalize on the existing installed base of the vast entertainment network (including cable and satellite delivery) and enhance it at no additional cost with many value-added services allowing information

---

\* This work was supported in part by the Center for Satellite and Hybrid Communication Networks under NASA cooperative agreement NCC3-528 and by a grant from Hughes Network Systems.

browsing and interactivity by the utilization of asymmetric channels. Then modify the end-user devices and service provision with small additional cost, so that the bandwidth differences in the asymmetric channel (and thus the asymmetry) can be variable and modifiable. Then we can let the market and services (to be developed) to determine the actual connectivity requirements on the basis of individual user need. The rest is traffic engineering in the network. This scenario has gained wide spread support recently. For instance, several such products have been offered involving either cable or satellite entertainment and Internet type services.

The Center for Satellite and Hybrid Communication Networks has been working to develop inexpensive hybrid (satellite and terrestrial) terminals that can provide a variety of services to the user and to foster hybrid communications as the most promising path to the Global Information Infrastructure.

Indeed Internet access is either too slow (SLIP dial-up) or too expensive (switched 56 Kbps frame relay) for individual users or small enterprises. Our solution is what we have called Hybrid Internet Access. Using hybrid networking, the hybrid terminal merges two connections, a bi-directional terrestrial link using a modem and a receive-only satellite link, so that the TCP/IP software above the device driver sees only one "virtual" device. In order for this hybrid TCP/IP network to be commercially deployable, it must seamlessly interoperate with existing TCP/IP networks.

### SYSTEM DESCRIPTION

Figure 1 describes the hybrid Internet access in detail. A hybrid terminal has two network interfaces. One interface is attached to a receive-only VSAT via a special ISA bus PC adapter. The other is a modem attached to a serial port. The hybrid terminal uses a modem connection for outgoing traffic while receiving incoming information through the VSAT. A special NDIS compliant driver combines the two interfaces and makes them appear as one virtual interface to upper layer TCP/IP protocol stacks [2]. The hybrid terminal is attached to the Internet through any Internet service provider who supports Serial Line Internet Protocol (SLIP). The traffic from the hybrid terminal is transmitted to the hybrid gateway through IP-within-IP encapsulation. This encapsulation is needed in order to accomplish asymmetric routing in the Internet and still maintain interoperability with the rest of the Internet without having to modify any existing protocols/routers in the Internet. The hybrid gateway is responsible for decapsulation of traffic from hybrid terminals. It is also

responsible for formatting data to suite the satellite transmission. As we shall see in a later section, because all traffic in and out of hybrid terminals must pass through the hybrid gateway, the hybrid gateway can perform certain tasks on behalf of hybrid terminals to achieve better throughput.

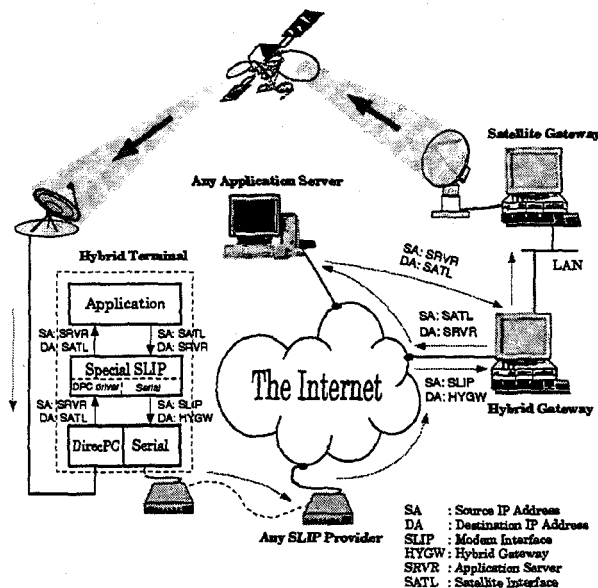


Figure 1. Hybrid Internet Access System Architecture

### PERFORMANCE BOTTLENECKS

The TCP protocol uses end-to-end flow, congestion and error control mechanisms to provide reliable delivery over an internetwork. The flow control mechanism depends upon the window size and the round-trip-time (RTT). Because a segment of this hybrid network involves a geostationary satellite, the RTT grows many times larger than that of terrestrial communications. This means the end hosts must wait longer time for an acknowledgment from the other end. Large value of RTT can be compensated by increasing the TCP transmit window size. However, most TCP/IP implementations have small default window size. This window size, although it can be changed to a larger value, it cannot be changed by the hybrid gateway or hybrid terminals. Because our primary design objective is interoperability without modifying existing protocols/parameters at end hosts, we must consider the TCP window size on the Internet host as unchangeable. Thus, the communication channel cannot be efficiently used without other enhancements.

Another factor which decreases the overall throughput is the large amount of acknowledgment traffic generated by the hybrid terminal. These acknowledgment packets are triggered by the high-bandwidth satellite channel. Because our return path is merely a low-bandwidth modem connection, these packets cause congestion in the return path. The congestion leads to longer time for an acknowledgment packet to reach the Internet server. Thus, the overall TCP throughput is reduced.

## SOLUTIONS

Figure 2 illustrates the conceptual understanding of the two enhancement techniques we have developed and implemented.

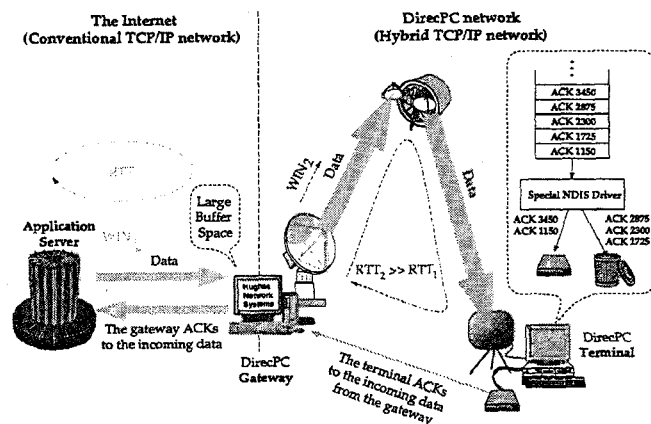


Figure 2. TCP enhancement for Hybrid TCP/IP Networks

### Effects Due to High Round-Trip-Time

We solve the large bandwidth-delay problem by transparently splitting the end-to-end TCP connections into two parts: the conventional terrestrial portion and the hybrid portion. Since the hybrid gateway processes both upstream and downstream traffic to and from the hybrid terminal, it will also connect these two networks.

Because of the long delay in geosynchronous satellite communications and the small default window size on an Internet host, the more we isolate the satellite link from Internet hosts, the higher the throughput. Thus, by splitting TCP connections into two portions, we can isolate the satellite channel from Internet hosts. This isolation is done at the hybrid gateway. The optimum TCP throughput occurs when an Internet host sends out the first TCP segment in a window and receives the acknowledgment for that segment back just when it finishes transmitting the last segment in that window [5]. What this means is that if the round-trip-time is large, the window size should also be large. Most implementations

of the TCP/IP protocol stacks set the default window size to only 4096 bytes [5]. This window size is considered very small in long-delay high-bandwidth environments such as this hybrid network. We avoid the long-delay effect of the satellite channel by allowing the hybrid gateway to acknowledge incoming data from Internet hosts on behalf of hybrid terminals; thus, reducing the round-trip-time values that Internet hosts expect. The effective bandwidth  $B = \text{TCP-window-size} / \text{Round-Trip-Time}$  [3]. If TCP-window-size is held constant, by reducing the round-trip time, the effective bandwidth will increase. For this particular hybrid network, the overall throughput is now dominated by the minimum throughput of either the conventional TCP/IP portion of the network or the hybrid portion of the network.

To fully utilize the satellite bandwidth, the hybrid gateway is configured to forward data to hybrid terminals as fast as its resources (buffer space) will allow. In other words, the hybrid gateway advertises large transmit windows to hybrid terminals. Return acknowledgment packets from hybrid terminals are used to remove transmitted data from the hybrid gateway's buffer.

### Effects Due to Low Bandwidth Return Path

Upon receiving data from Internet hosts through the hybrid gateway, the hybrid terminal generates acknowledgments to the data. Because the downstream path has very large bandwidth, many acknowledgment packets will be generated. These acknowledgment packets can cause congestion in the low-bandwidth upstream path. We solve this problem by selectively dropping redundant acknowledgment packets. This technique works because the TCP acknowledgment scheme is cumulative [1]. This means that the receiver does not acknowledge per packet received but per octet received instead. The special SLIP driver at the hybrid terminal maintains a serial transmit queue. When the queue is building up, it can empty every acknowledgment in the queue but the last one. This last acknowledgment packet acknowledges all octets that the previous acknowledgment packets do. Thus, there is no need to transmit every acknowledgment packet.

## IMPLEMENTATION

Unlike traditional implementation of routers or bridges, our implementation also touches a transport layer namely the TCP layer. The hybrid gateway software consists of three major portions [4]:

- Hybrid Gateway Environment: is responsible for interfacing to network adapter.

- *IP Handler*: does segmentation and reassembly of IP packets, handles ARP, encapsulates IP traffic to suite satellite transmission and decapsulates IP-within-IP traffic received from hybrid terminals.
- *TCP Spoofer Kernel*: isolates the hybrid TCP/IP network from conventional TCP/IP network and handles the TCP performance enhancement.

### **The TCP Spoofer Kernel**

The TCP Spoofer operates as a Finite State Machine which manages TCP connections between hybrid hosts and Internet hosts.

### **Data Structures**

- *Connection Control Block*: A connection control block (CCB) will be kept for each TCP connection being spoofed. A CCB is allocated when a new connection is detected and it remains active as long as the connection is active. It is freed when the connection is terminated normally or is aborted by a TCP Reset or has been idle for a long time.
- *CCB Hash Table*: To enable fast searching for the CCB of a received segment a hash table is maintained and each CCB is hashed to a bucket based on the tuple <hybrid terminal IP address, hybrid terminal TCP port number, Internet host IP address, Internet TCP port number>. Chaining is used to resolve collisions in the hash table.

### **Connection States**

A CCB goes through the following states:

- *Closed state*: connection does not exist.
- *Connection-wait state*: in the process of setting up an end-to-end connection between an Internet host and a hybrid host.
- *Connected state*: connection up and data can be transferred.
- *FIN-wait state*: in the process of taking down an end-to-end connection between an Internet host and a hybrid host.

### **Sending to the Hybrid Host**

The segments are extracted from the front of the queue and transmitted towards the hybrid host over the satellite gateway. The window size advertised by the hybrid host limits the amount of data outstanding. Only the segments falling within the window can be transmitted. A retransmission timer is set using an RTT estimation algorithm. On each transmission the timer can be set to a higher (double) value compared to the previous value. A

retransmission count is kept and when it is exceeded the connection is aborted and the CCB is deallocated.

### **Zero Window Size Program**

When the window advertised by the hybrid host goes down to zero the TCP Spoofer will stop sending further data until a non-zero window update is received. A deadlock can occur if the non-zero window update from the hybrid host is lost and the hybrid host is waiting to receive data from the TCP Spoofer.

To avoid this problem the TCP protocol uses a persist timer which causes it to periodically send window probes to the receiver to find out if the window has been changed. We cannot rely on the Internet host to send the window probes in this situation because in general the window size seen by it can be non-zero when the window seen by the hybrid host is zero. The Internet host may have finished transmitting its data at this stage. We need a persist timer within the TCP Spoofer to trigger periodic window probes.

### **Idle Connection**

If the CCB has been idle without any unacknowledged segments in the queue and without any traffic in either direction in the CONNECTION-WAIT or CONNECTED state, the CCB can be silently deallocated. An idle timer needs to be set for this which should get reset after segment transmission/reception.

### **Timer Management**

Currently three timers are needed per connection. They are the idle timer, retransmission timer, and the persist timer. There are two ways to manage these timers. One approach is to simply store the timer value in the CCB and at each timer tick scan all the CCB's decrement the timer values and check if any timer has expired. The other approach is to store the timer events in what is known as a delta list where they are ordered by relative time. At each timer tick only the first item on the list needs to be decremented and checked for expiration.

## **FURTHER EXTENSIONS AND IMPROVEMENTS**

### **Selective Asymmetric Data Transmission**

The long delay in satellite communication makes it unattractive to interactive sessions where users must input data constantly such as remote login and applications which expect small size responses such as domain name queries. Because different applications have different needs, the hybrid network is tailored further to best suit their needs. For applications which expect large data responses, we would want to use the high-bandwidth

satellite link as the return path. For applications which are sensitive to network delay, the modem connection will be used as the return path.

In this hybrid scheme, we can simply select which path to use by using the well-known TCP port numbers. For example, "telnet", port 23, traffic can be carried solely on the modem connection while "http", port 80, traffic uses the hybrid network.

### Wireless Extensions of DBS Networks

A very efficient architecture emerges when we link DBS systems with wireless LANS, as shown in Figure 3. We have implemented such configurations with networks such as the Motorola Altair and the AT&T WaveNet. We use proxy agents to efficiently connect a wireless LAN to a hybrid host. Such architectures have the advantage of quick installation and low price. They are ideal for offices, schools and hospitals.

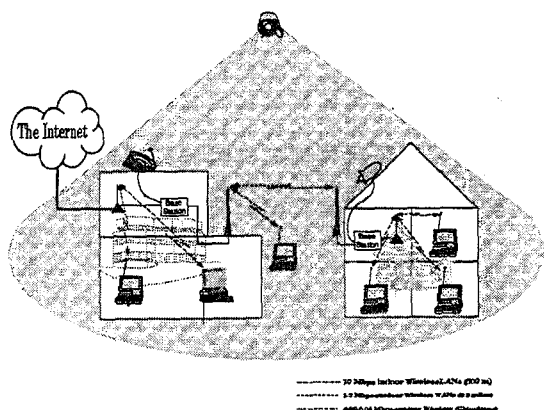


Figure 3. Integrating DBS and wireless networks

We are currently working to extend this architecture to multi-loop wireless and adhoc wireless mobile networks.

### IP Multicast Extension to the Hybrid Network

In the age of distributed systems and cooperative workplace, group communication is an integral part of any computer and communication network. In TCP/IP network, group communication is accomplished via a suite of protocols associated with IP multicast. The overlay multicast network in the Internet is called the MBONE, the Multicast Backbone. Examples of applications which drive the development of the MBONE are teleconferencing and information distribution. In the case of teleconferencing where the connections are of type multipoint-to-multipoint, because of the multiple large amount of data transferred, congestion could occur in the

terrestrial backbone. The broadcast nature of satellite communication makes it an efficient way to deliver high-bandwidth multicast traffic to end users. By using an inexpensive hybrid terminal for incoming multiple IP multicast streams, the corporate Internet gateway bandwidth can be preserved for other out-going traffic. Because the satellite footprint covers the whole U.S. continent, it can even be used to off-load multimedia multicast streams from the Internet backbone.

Figure 4 shows an initial architecture of IP multicast in hybrid environment. At the uplink, multicast traffic from the MBONE is transmitted over the satellite to remote DirecPC™ terminals. There is a multicast capable router as the gateway to the MBONE. At the downlink end, a hybrid router takes the multicast traffic received over the satellite and send it out to the local area network. To systematically approach the problems, we consider two stages. Initially, we assume that the remote LAN does not already have access to the MBONE. The second stage is when the remote LAN already has another connection to the MBONE.

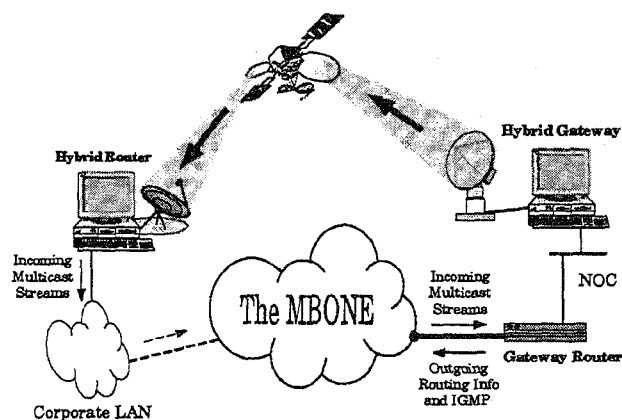


Figure 4. Hybrid network IP multicast extension architecture

There are many issues associated with extending IP multicast over the hybrid network. We have addressed and resolved the following problems:

- How does a remote hybrid terminal subscribe to a particular multicast group in the MBONE? The solution lies in how we can direct the "join" messages to the uplink site. We have extended the Internet Group Membership Protocol (IGMP) to solve this problem.

- How is a multicast tree constructed at a remote LAN? The problem is when there is another path into the Internet. The multicast tree has to be constructed so that all out-going multicast traffic from the remote LAN is directed toward the Internet gateway while the incoming multicast traffic comes through the satellite link. This requires an asymmetric multicast routing mechanism. We have also enhanced existing multicast routing protocols such as MOSPF, DVMRP CBT and PIM to the hybrid environment.
  - How is a data retransmission done in the multicast environment especially when the long delay in the satellite is involved? We have explored issues related to reliable multicast transport protocol over the hybrid network.
- [5] Stevens, W.R. (1994) *TCP/IP Illustrated Volume I - The Protocols*, Addison-Wesley, Reading, Massachusetts.

### CONCLUSIONS

Many issues, which do not appear in conventional networks, emerge when splicing two networks with different characteristics together. In order to make full use of the networks, sometimes unconventional techniques such as the ones presented in this paper must be used. We hope that hybrid networks will pave the way towards high-quality and cost-efficient means to connect individual users to the NII/GII.

### REFERENCES

- [1] Comer, D.E. (1991) *Internetworking with TCP/IP Vol. I: Principals, Protocols, and Architecture*, 2nd edition, Prentice Hall, Englewood Cliffs, New Jersey.
- [2] Falk, A.D., Arora, V., Suphasindhu, N., Dillon D., and Baras, J.S. (1995) *Hybrid Internet Access*, in Proc. Conference on NASA Centers for Commercial Development of Space, M. S. El-Genk and R. P. Whitten, eds, American Institute of Physics, New York, AIP Conf. Proc. No. 325, 1:69-74 (See also: CSHCN TR 95-7).
- [3] Jacobson, V., Braden, R., and Borman, D. (1992) *TCP extensions for high performance*; RFC-1323, Internet Request For Comments, No. 1323, Network Information Center, May 1992.
- [4] Hughes Network Systems, Inc. (1994) *DirecPC™ Hybrid Internet Technical Specification*, Rev.1.2., No. 8050744, Hughes Network Systems, Inc. Germantown, Maryland., November 1994.