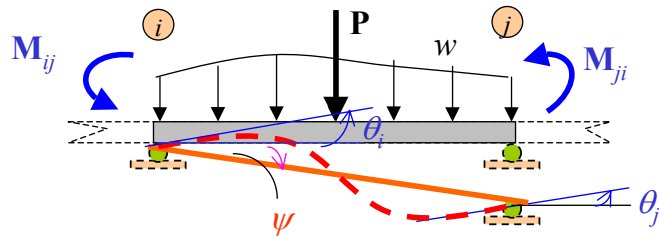
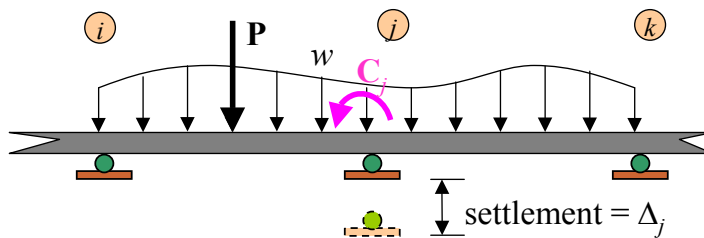


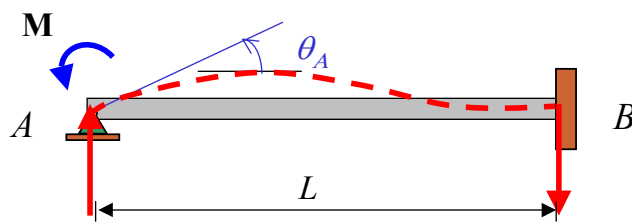
# **DISPLACEMENT METHOD OF ANALYSIS: SLOPE DEFLECTION EQUATIONS**

- **General Case**
- **Stiffness Coefficients**
- **Stiffness Coefficients Derivation**
- **Fixed-End Moments**
- **Pin-Supported End Span**
- **Typical Problems**
- **Analysis of Beams**
- **Analysis of Frames: No Sidesway**
- **Analysis of Frames: Sidesway**

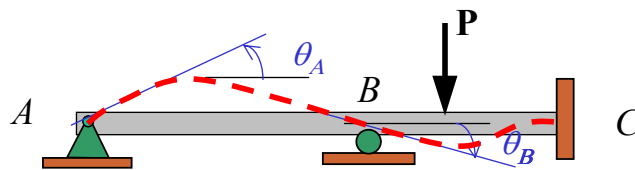
## Slope – Deflection Equations



## Degrees of Freedom

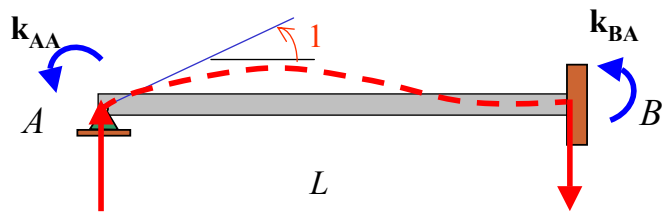


1 DOF:  $\theta_A$



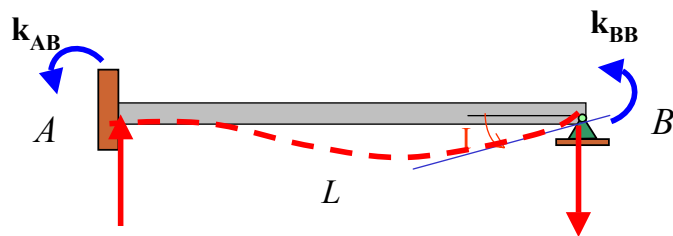
2 DOF:  $\theta_A, \theta_B$

## Stiffness



$$k_{AA} = \frac{4EI}{L}$$

$$k_{BA} = \frac{2EI}{L}$$

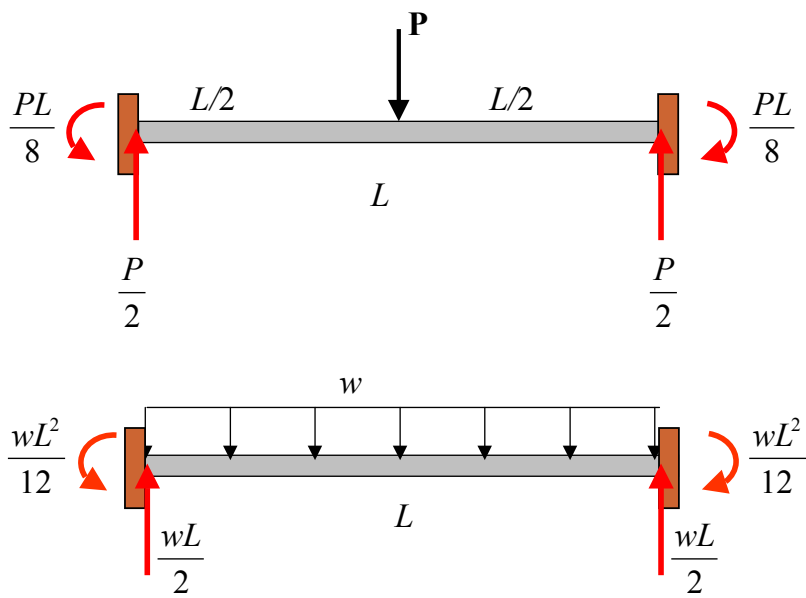


$$k_{BB} = \frac{4EI}{L}$$

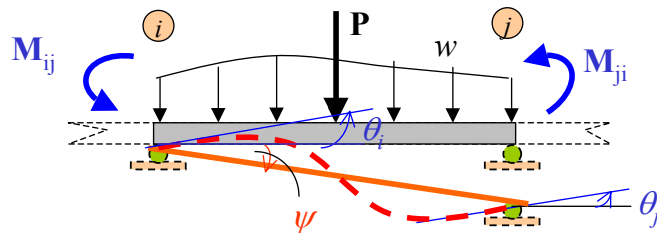
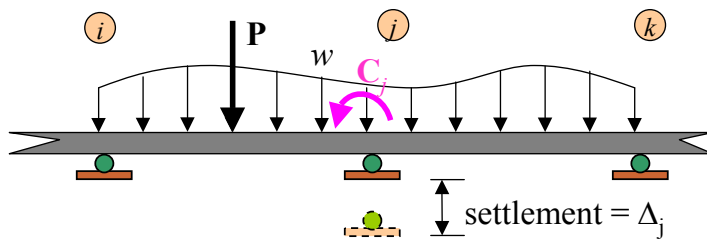
$$k_{AB} = \frac{2EI}{L}$$

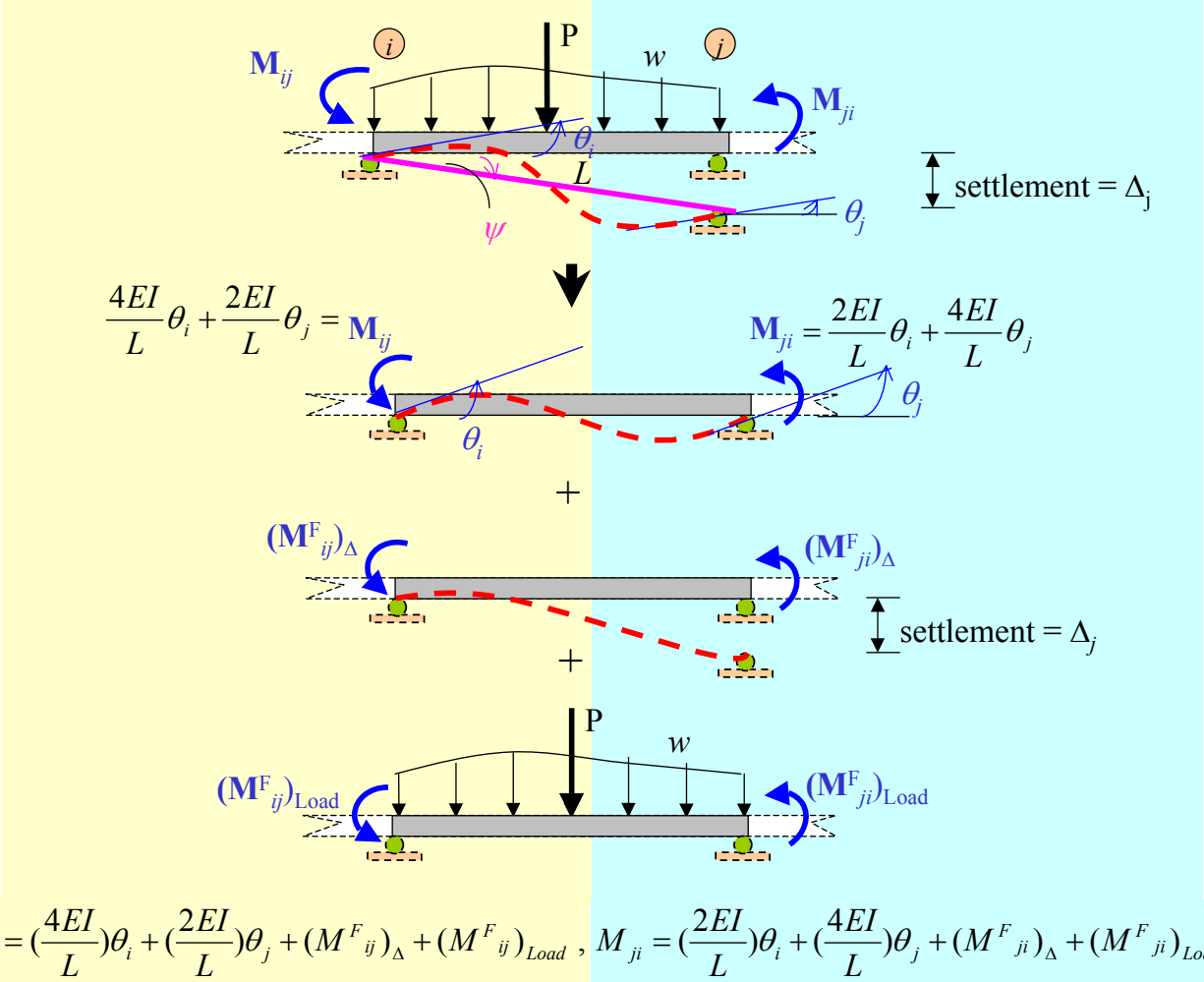
## Fixed-End Forces

### ► Fixed-End Moments: Loads



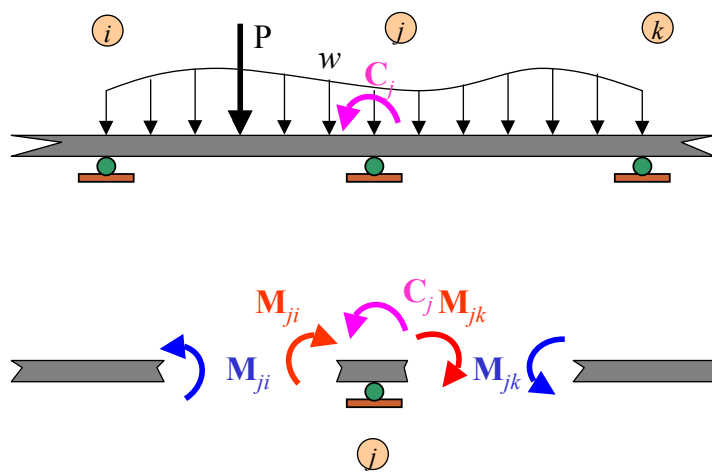
General Case





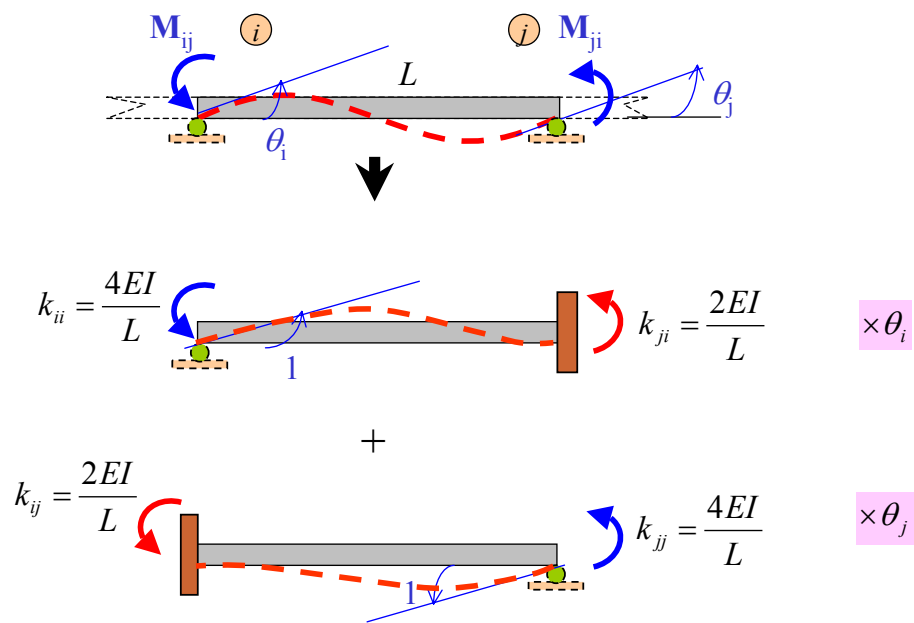


## Equilibrium Equations



$$+\curvearrowright \Sigma M_j = 0: -M_{ji} - M_{jk} + C_j = 0$$

## Stiffness Coefficients

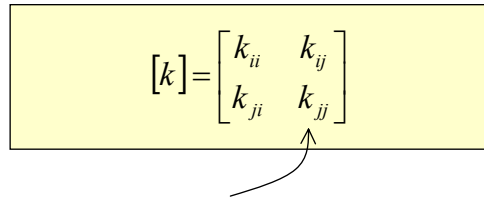


## Matrix Formulation

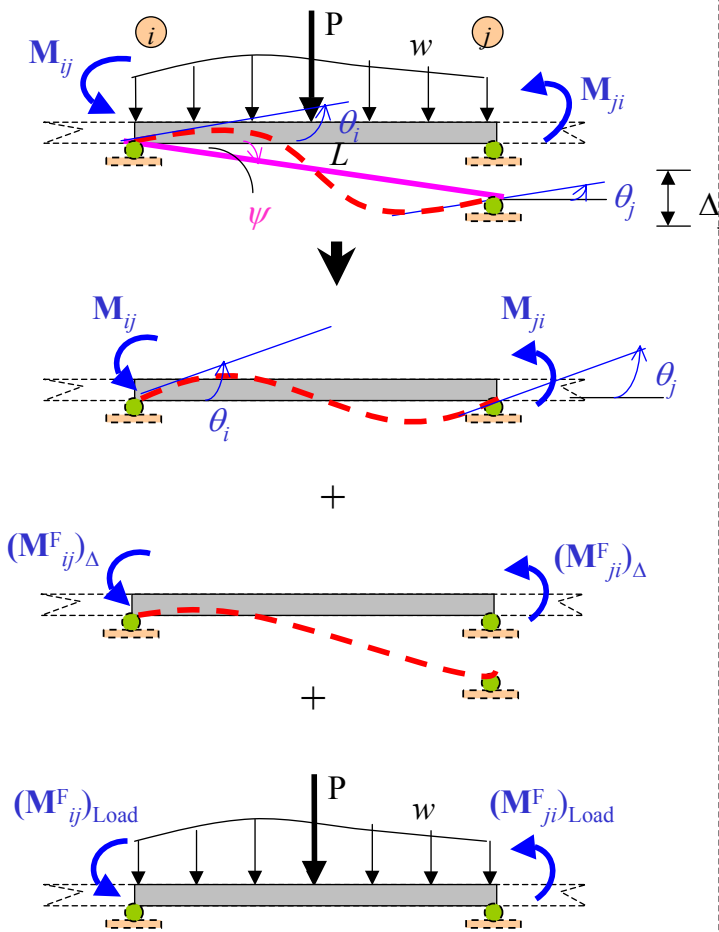
$$M_{ij} = \left(\frac{4EI}{L}\right)\theta_i + \left(\frac{2EI}{L}\right)\theta_j + (M^F_{ij})$$

$$M_{ji} = \left(\frac{2EI}{L}\right)\theta_i + \left(\frac{4EI}{L}\right)\theta_j + (M^F_{ji})$$

$$\begin{bmatrix} M_{ij} \\ M_{ji} \end{bmatrix} = \begin{bmatrix} (4EI/L) & (2EI/L) \\ (2EI/L) & (4EI/L) \end{bmatrix} \begin{bmatrix} \theta_i \\ \theta_j \end{bmatrix} + \begin{bmatrix} M_{ij}^F \\ M_{ji}^F \end{bmatrix}$$


$$[k] = \begin{bmatrix} k_{ii} & k_{ij} \\ k_{ji} & k_{jj} \end{bmatrix}$$

**Stiffness Matrix**



$$[M] = [K][\theta] + [FEM]$$

$$([M] - [FEM]) = [K][\theta]$$

$$[\theta] = [K]^{-1}([M] - [FEM])$$

↓  
↓

Stiffness matrix

↓  
↓

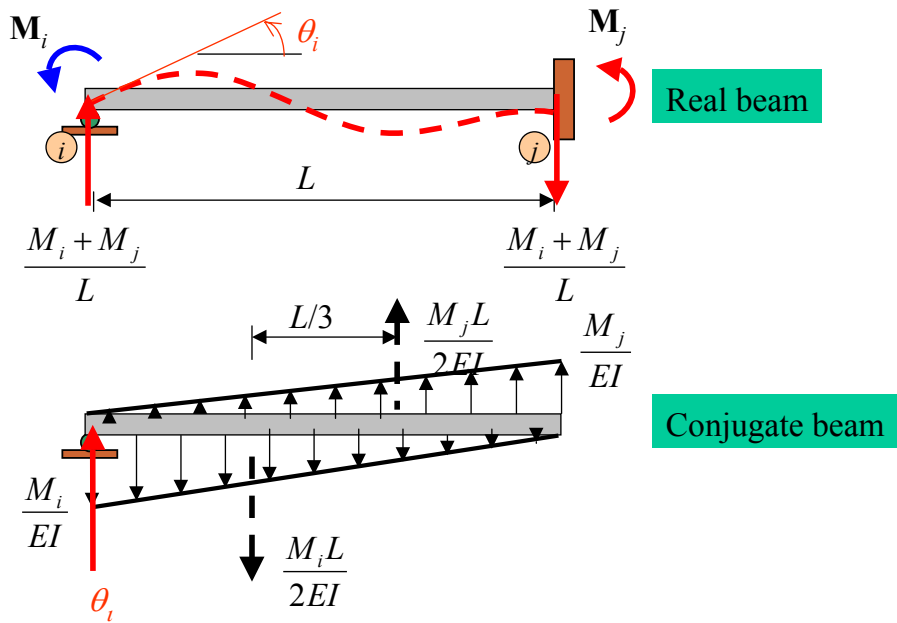
Fixed-end moment matrix

$$[D] = [K]^{-1}([Q] - [FEM])$$

Displacement matrix

Force matrix

## Stiffness Coefficients Derivation: Fixed-End Support



$$+\curvearrowright \Sigma M'_i = 0: -\left(\frac{M_i L}{2EI}\right)\left(\frac{L}{3}\right) + \left(\frac{M_j L}{2EI}\right)\left(\frac{2L}{3}\right) = 0$$

$$M_i = 2M_j \quad \text{--- (1)}$$

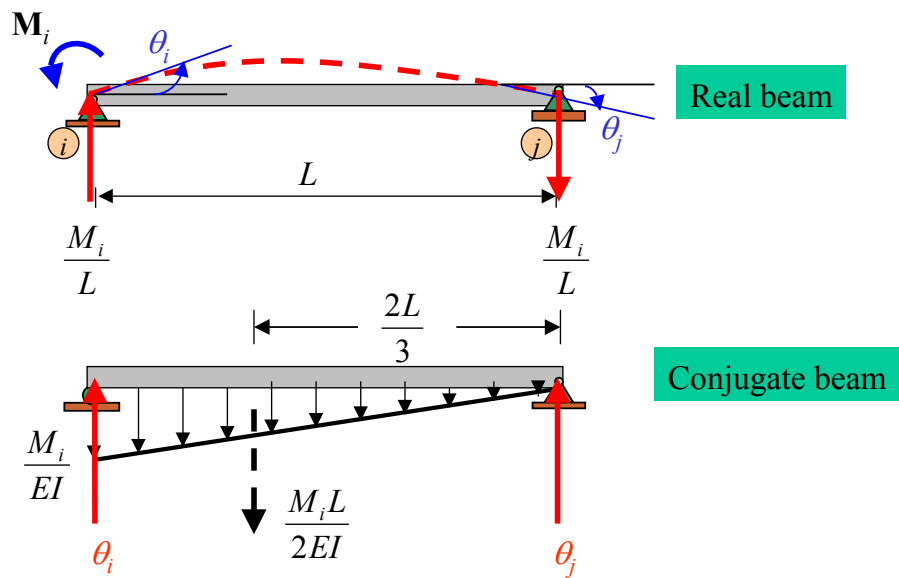
$$+\uparrow \Sigma F_y = 0: \theta_i - \left(\frac{M_i L}{2EI}\right) + \left(\frac{M_j L}{2EI}\right) = 0 \quad \text{--- (2)}$$

From (1) and (2);

$$M_i = \left(\frac{4EI}{L}\right)\theta_i$$

$$M_j = \left(\frac{2EI}{L}\right)\theta_i$$

## Stiffness Coefficients Derivation: Pinned-End Support



$$\rightarrow \Sigma M'_j = 0: \left(\frac{M_i L}{2EI}\right)\left(\frac{2L}{3}\right) - \theta_i L = 0$$

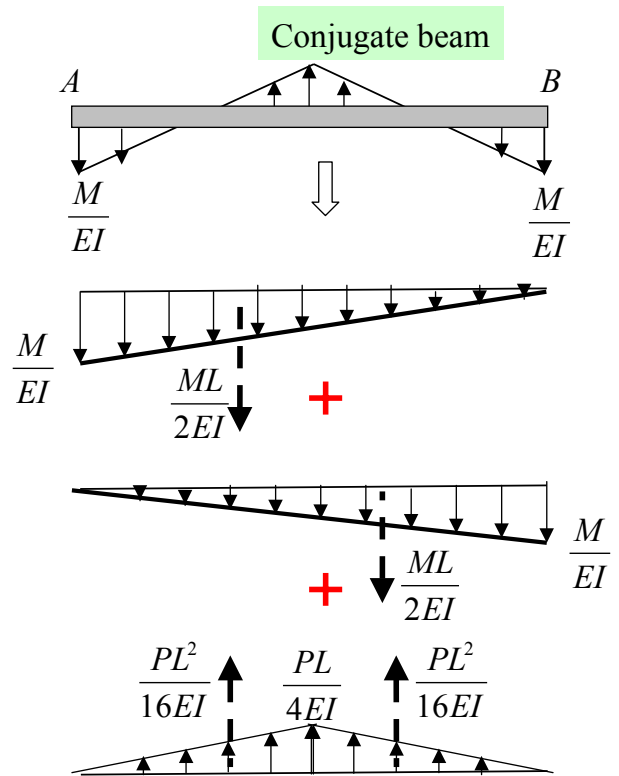
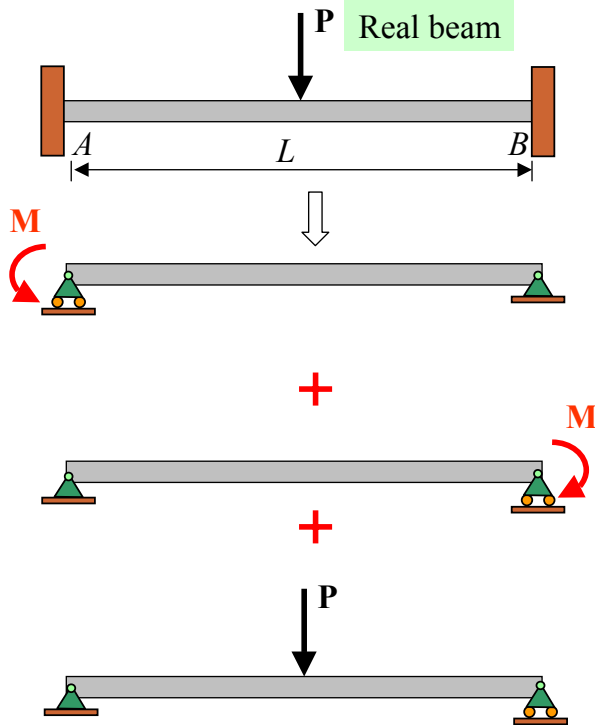
$$\theta_i = \left(\frac{M_i L}{3EI}\right) \triangleleft$$

$$+\uparrow \Sigma F_y = 0: \left(\frac{M_i L}{3EI}\right) - \left(\frac{M_i L}{2EI}\right) + \theta_j = 0$$

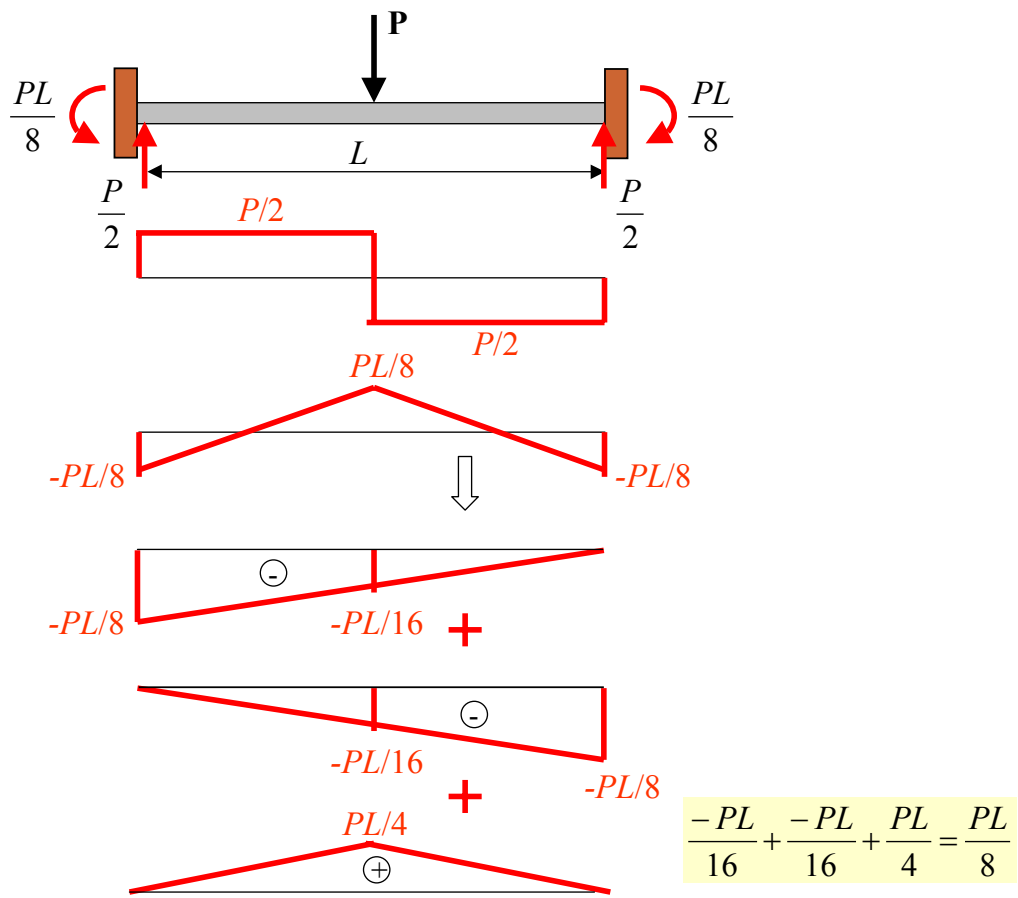
$$\theta_j = \left(\frac{-M_i L}{6EI}\right) \triangleright$$

$$\theta_i = 1 = \left(\frac{M_i L}{3EI}\right) \rightarrow M_i = \frac{3EI}{L}$$

### Fixed end moment : Point Load

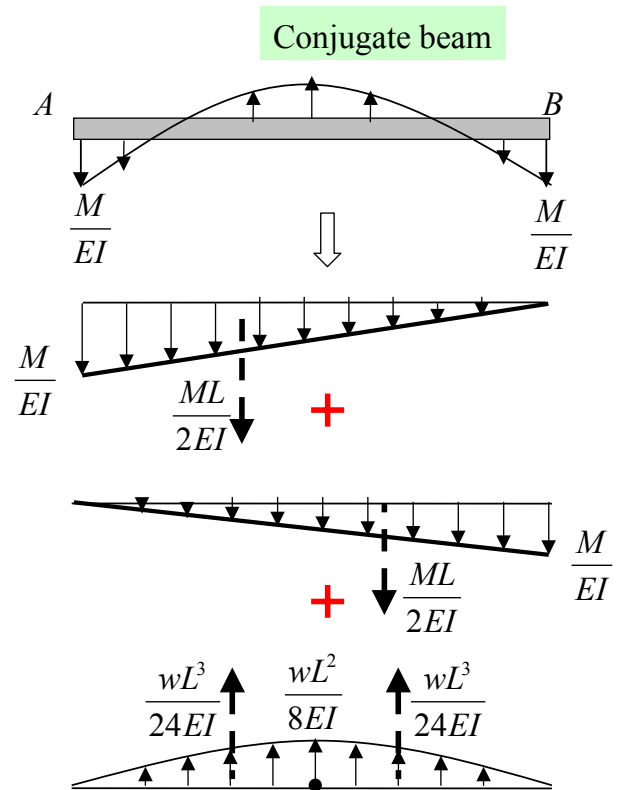
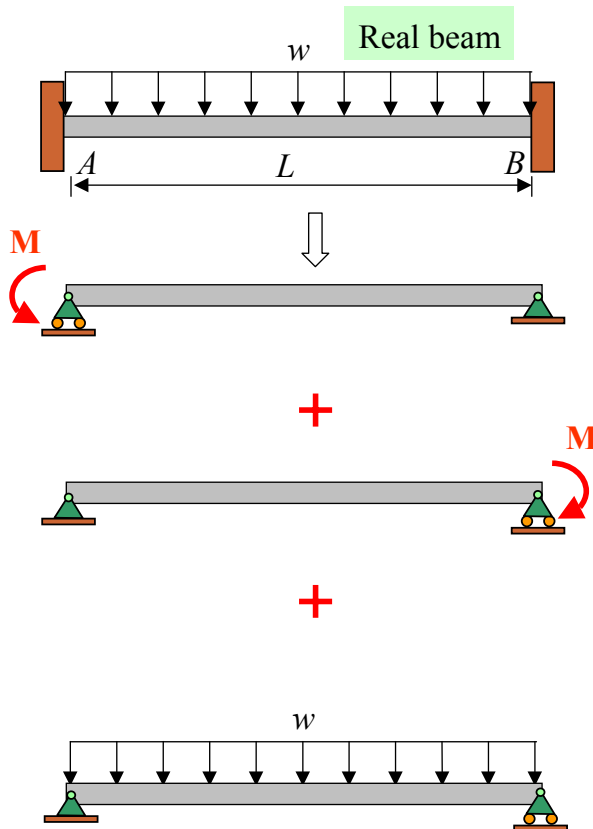


$$+\uparrow \Sigma F_y = 0: -\frac{ML}{2EI} - \frac{ML}{2EI} + \frac{2PL^2}{16EI} = 0, \quad M = \frac{PL^2}{8}$$



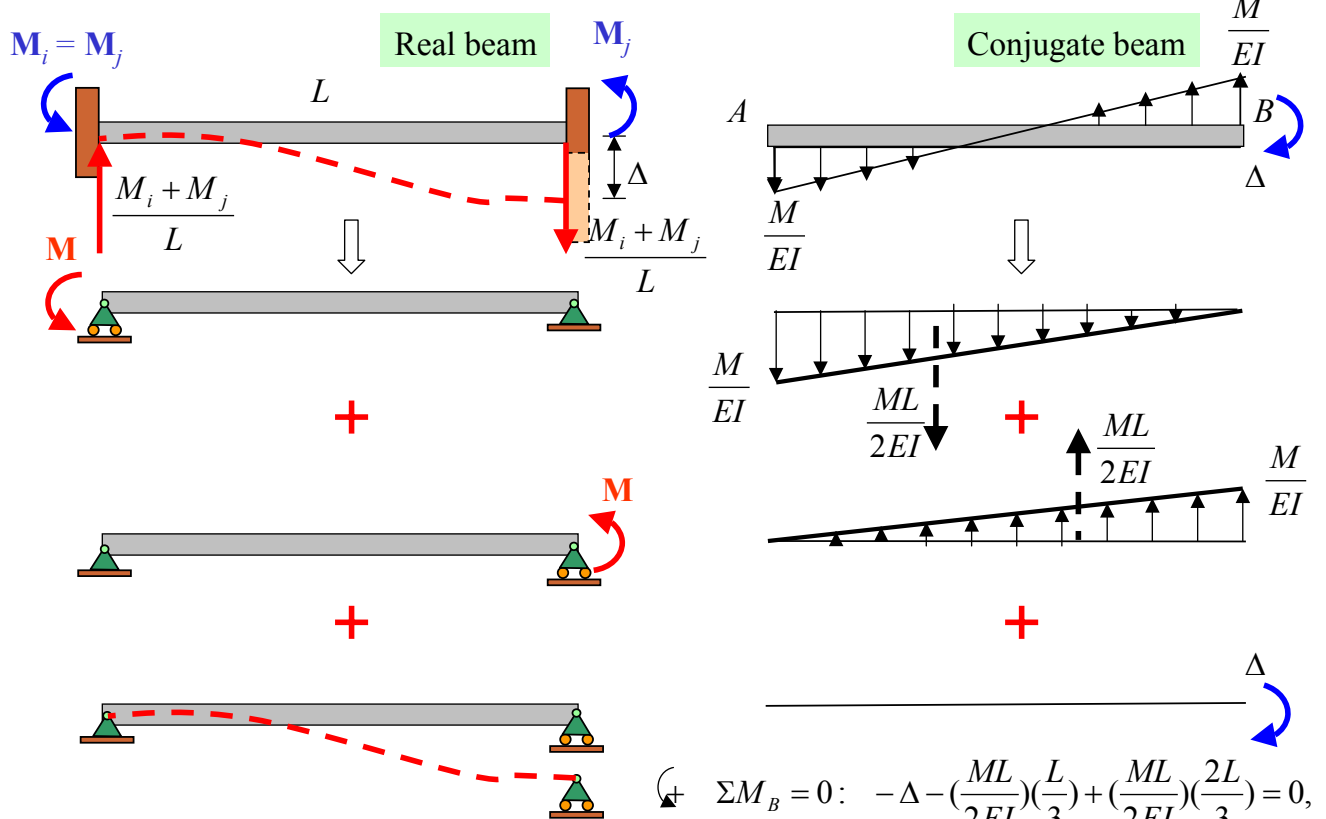


► Uniform load



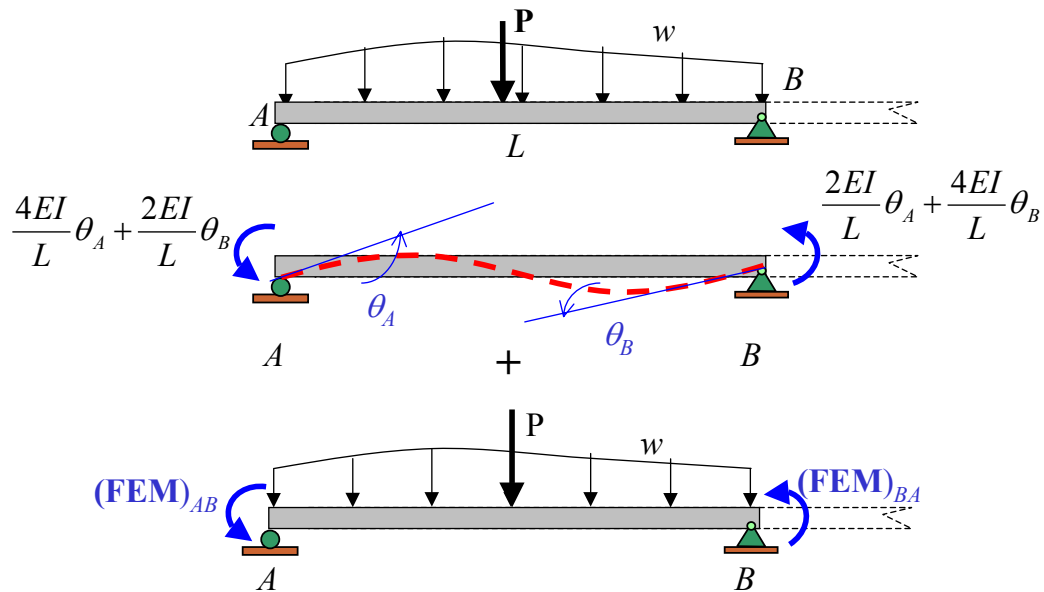
$$+\uparrow \Sigma F_y = 0: -\frac{ML}{2EI} - \frac{ML}{2EI} + \frac{2wL^3}{24EI} = 0, \quad M = \frac{wL^2}{12}$$

► Settlements



$$M = \frac{6EI\Delta}{L^2}$$

## Pin-Supported End Span: Simple Case



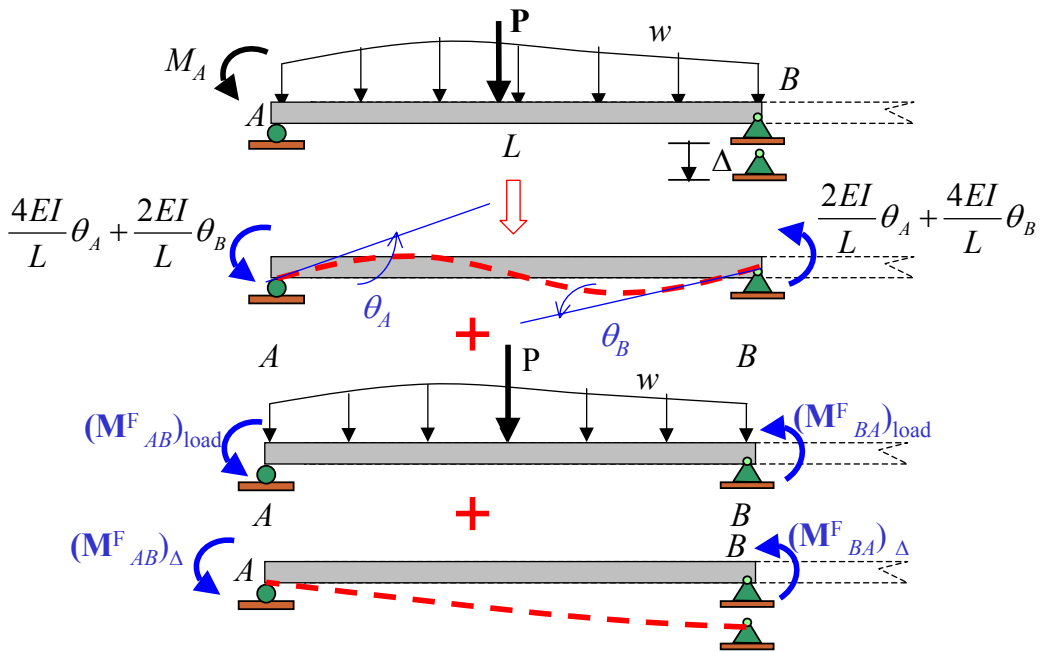
$$M_{AB} = 0 = (4EI/L)\theta_A + (2EI/L)\theta_B + (FEM)_{AB} \quad \text{--- (1)}$$

$$M_{BA} = 0 = (2EI/L)\theta_A + (4EI/L)\theta_B + (FEM)_{BA} \quad \text{--- (2)}$$

$$2(2) - (1): \quad 2M_{BA} = (6EI/L)\theta_B + 2(FEM)_{BA} - (FEM)_{BA}$$

$$M_{BA} = (3EI/L)\theta_B + (FEM)_{BA} - \frac{(FEM)_{BA}}{2}$$

## Pin-Supported End Span: With End Couple and Settlement



$$M_{AB} = M_A = \frac{4EI}{L}\theta_A + \frac{2EI}{L}\theta_B + (M_{AB}^F)_{load} + (M_{AB}^F)_{\Delta} \quad \text{--- (1)}$$

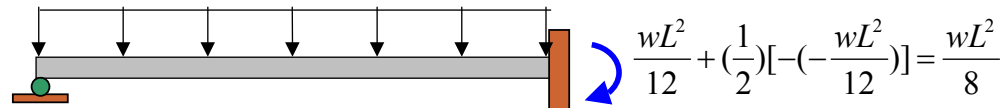
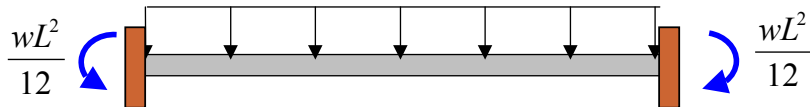
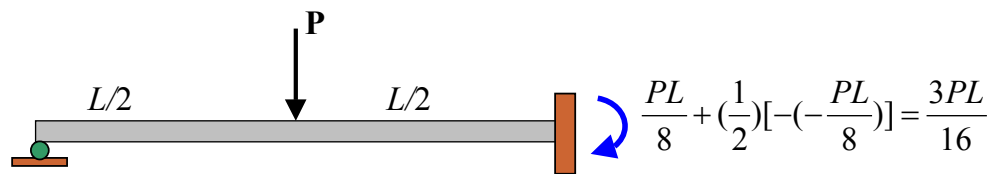
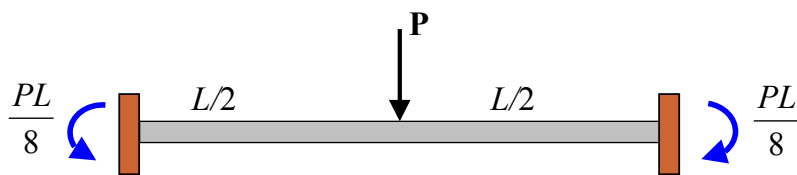
$$M_{BA} = \frac{2EI}{L}\theta_A + \frac{4EI}{L}\theta_B + (M_{BA}^F)_{load} + (M_{BA}^F)_{\Delta} \quad \text{--- (2)}$$

*E eliminate  $\theta_A$  by  $\frac{2(2)-(1)}{2}$ :*

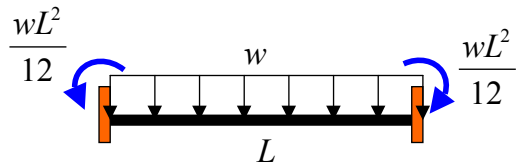
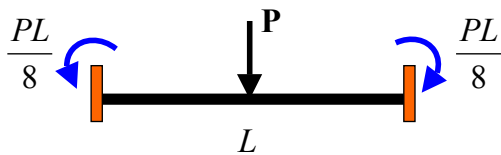
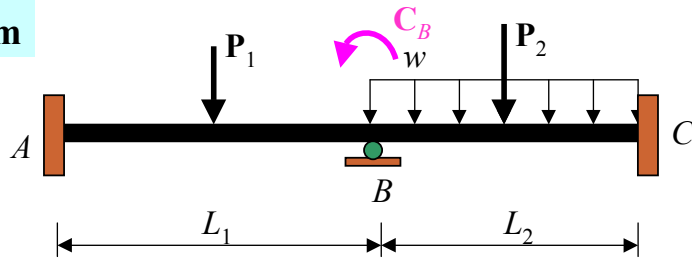
$$M_{BA} = \frac{3EI}{L}\theta_B + [(M_{BA}^F)_{load} - \frac{1}{2}(M_{AB}^F)_{load}] + \frac{1}{2}(M_{BA}^F)_{\Delta} + \frac{M_A}{2}$$

## Fixed-End Moments

### ► Fixed-End Moments: Loads



## Typical Problem

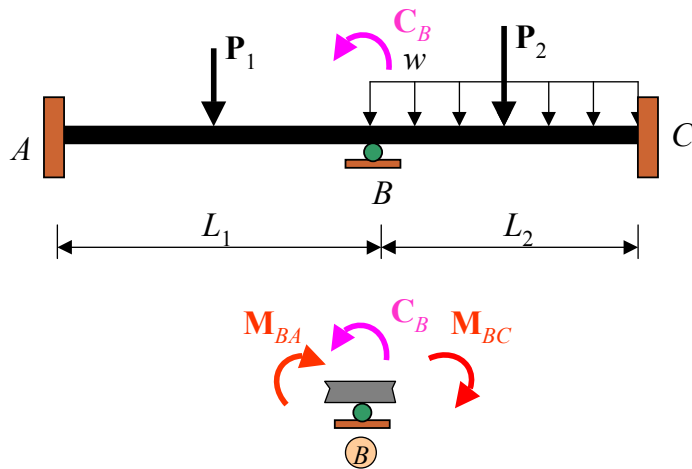


$$M_{AB} = \frac{4EI}{L_1} \overset{0}{\cancel{\theta_A}} + \frac{2EI}{L_1} \theta_B + 0 + \frac{P_1 L_1}{8}$$

$$M_{BA} = \frac{2EI}{L_1} \overset{0}{\cancel{\theta_A}} + \frac{4EI}{L_1} \theta_B + 0 - \frac{P_1 L_1}{8}$$

$$M_{BC} = \frac{4EI}{L_2} \theta_B + \frac{2EI}{L_2} \overset{0}{\cancel{\theta_C}} + 0 + \frac{P_2 L_2}{8} + \frac{w L_2^2}{12}$$

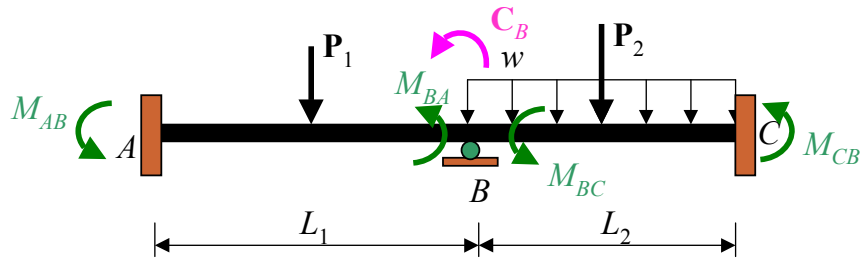
$$M_{CB} = \frac{2EI}{L_2} \theta_B + \frac{4EI}{L_2} \overset{0}{\cancel{\theta_C}} + 0 + \frac{-P_2 L_2}{8} - \frac{w L_2^2}{12}$$



$$M_{BA} = \frac{2EI}{L_1} \theta_A + \frac{4EI}{L_1} \theta_B + 0 - \frac{P_1 L_1}{8}$$

$$M_{BC} = \frac{4EI}{L_2} \theta_B + \frac{2EI}{L_2} \theta_C + 0 + \frac{P_2 L_2}{8} + \frac{w L_2^2}{12}$$

$$\curvearrowleft \Sigma M_B = 0: C_B - M_{BA} - M_{BC} = 0 \rightarrow \text{Solve for } \theta_B$$



Substitute  $\theta_B$  in  $M_{AB}$ ,  $M_{BA}$ ,  $M_{BC}$ ,  $M_{CB}$

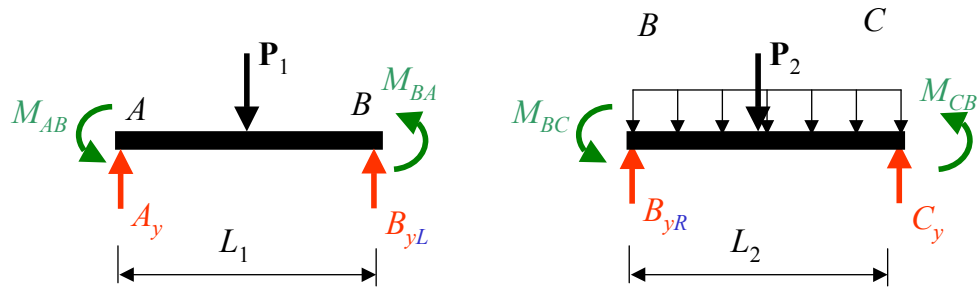
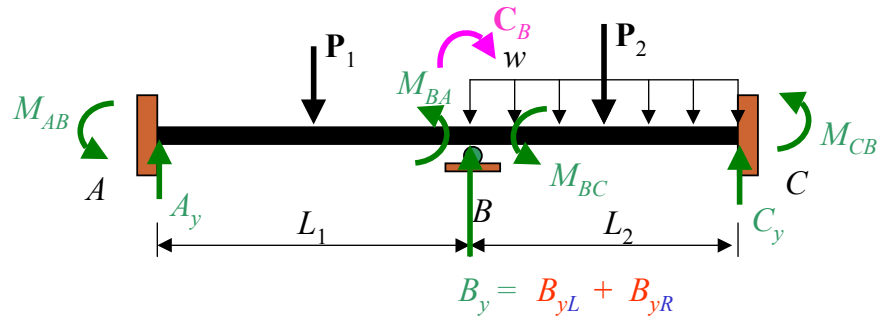
$$M_{AB} = \frac{4EI}{L_1} \overset{0}{\theta_A} + \frac{2EI}{L_1} \theta_B + 0 + \frac{P_1 L_1}{8}$$

$$M_{BA} = \frac{2EI}{L_1} \overset{0}{\theta_A} + \frac{4EI}{L_1} \theta_B + 0 - \frac{P_1 L_1}{8}$$

$$M_{BC} = \frac{4EI}{L_2} \theta_B + \frac{2EI}{L_2} \overset{0}{\theta_C} + 0 + \frac{P_2 L_2}{8} + \frac{w L_2^2}{12}$$

$$M_{CB} = \frac{2EI}{L_2} \theta_B + \frac{4EI}{L_2} \overset{0}{\theta_C} + 0 + \frac{-P_2 L_2}{8} - \frac{w L_2^2}{12}$$



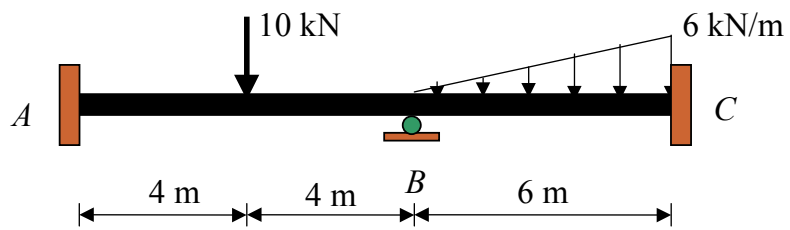


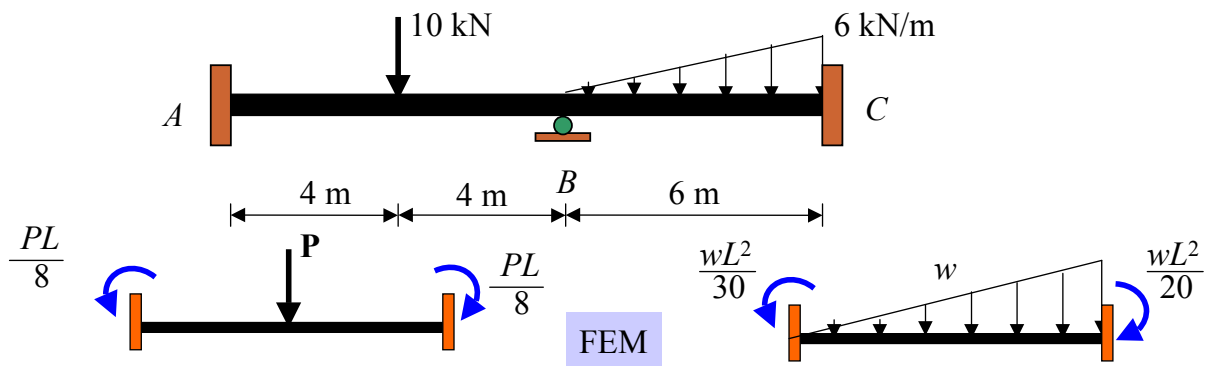
## Example of Beams



### Example 1

Draw the **quantitative shear** , **bending moment** diagrams and **qualitative deflected curve** for the beam shown.  $EI$  is constant.





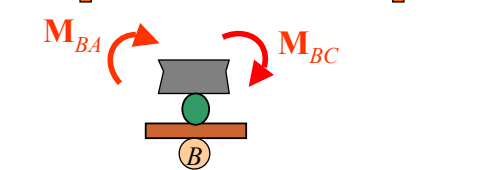
$$[M] = [K][Q] + [FEM]$$

$$M_{AB} = \frac{4EI}{8} \overset{0}{\theta_A} + \frac{2EI}{8} \theta_B + \frac{(10)(8)}{8}$$

$$M_{BA} = \frac{2EI}{8} \overset{0}{\theta_A} + \frac{4EI}{8} \theta_B - \frac{(10)(8)}{8}$$

$$M_{BC} = \frac{4EI}{6} \theta_B + \frac{2EI}{6} \overset{0}{\theta_C} + \frac{(6)(6^2)}{30}$$

$$M_{CB} = \frac{2EI}{6} \theta_B + \frac{4EI}{6} \overset{0}{\theta_C} - \frac{(6)(6)^2}{20}$$

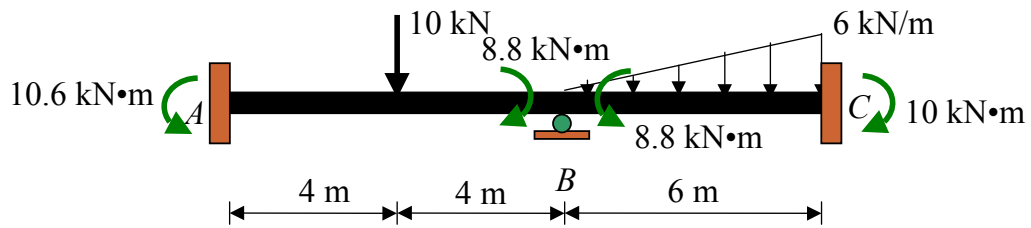


$$\sum M_B = 0: -M_{BA} - M_{BC} = 0$$

$$\left(\frac{4EI}{8} + \frac{4EI}{6}\right)\theta_B - 10 + \frac{(6)(6^2)}{30} = 0$$

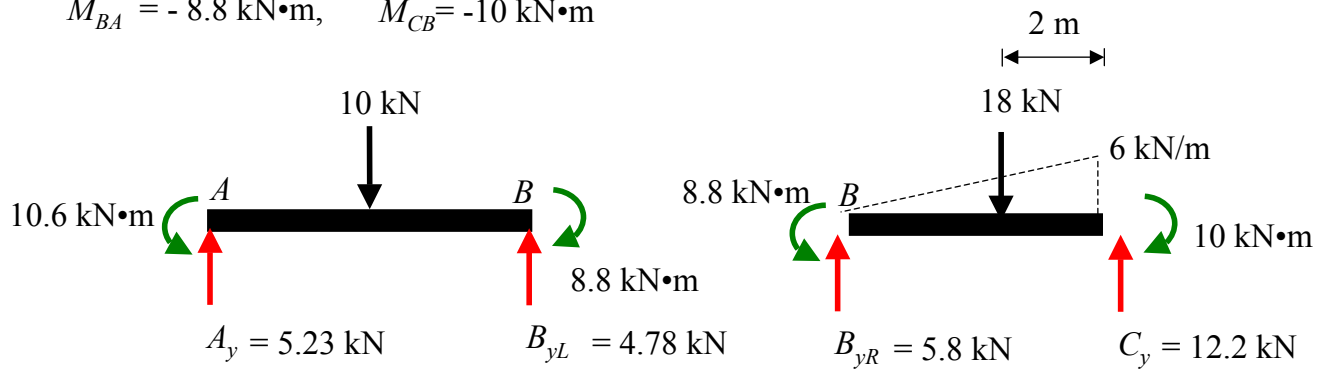
$$\theta_B = \frac{2.4}{EI}$$

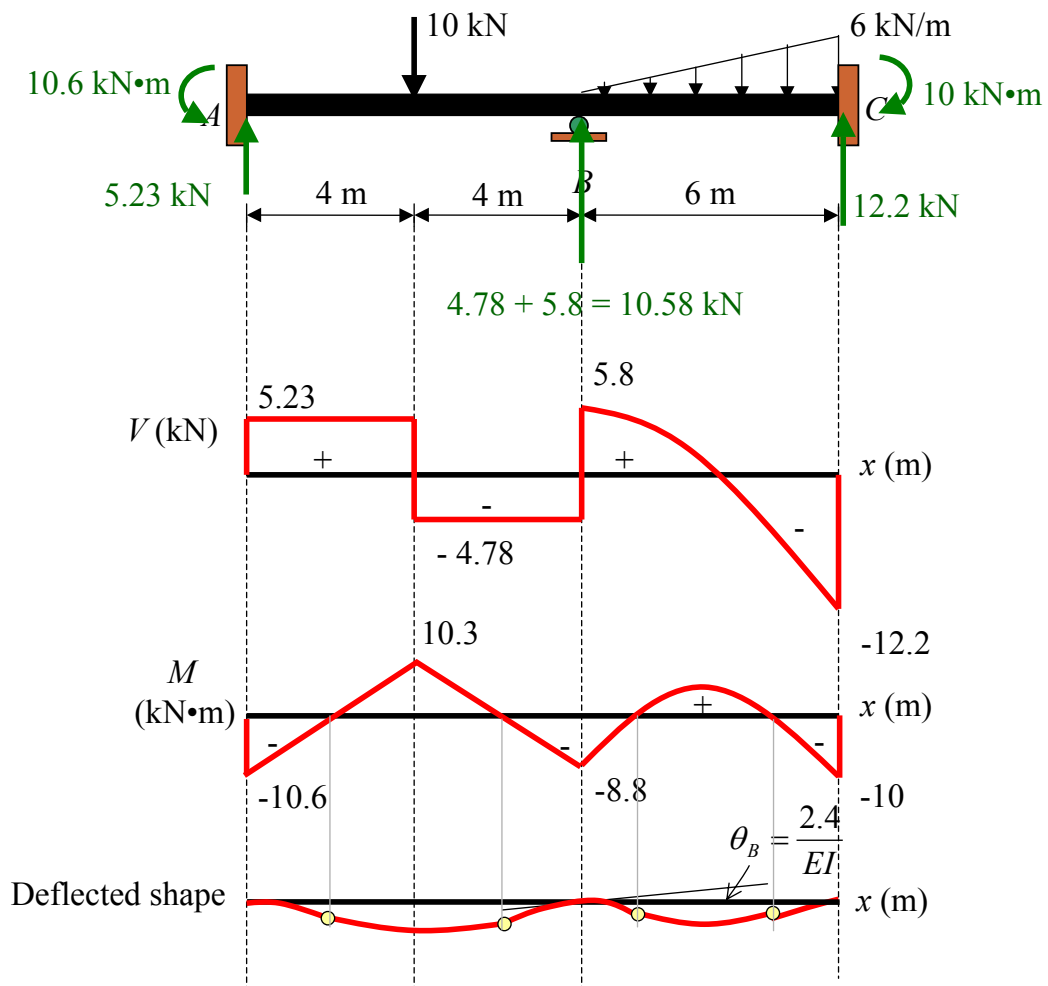
Substitute  $\theta_B$  in the moment equations:  
 $M_{AB} = 10.6 \text{ kN}\cdot\text{m}, \quad M_{BC} = 8.8 \text{ kN}\cdot\text{m}$   
 $M_{BA} = -8.8 \text{ kN}\cdot\text{m}, \quad M_{CB} = -10 \text{ kN}\cdot\text{m}$



$$M_{AB} = 10.6 \text{ kN}\cdot\text{m}, \quad M_{BC} = 8.8 \text{ kN}\cdot\text{m}$$

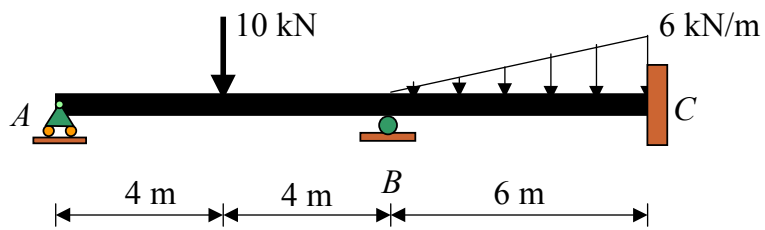
$$M_{BA} = -8.8 \text{ kN}\cdot\text{m}, \quad M_{CB} = -10 \text{ kN}\cdot\text{m}$$

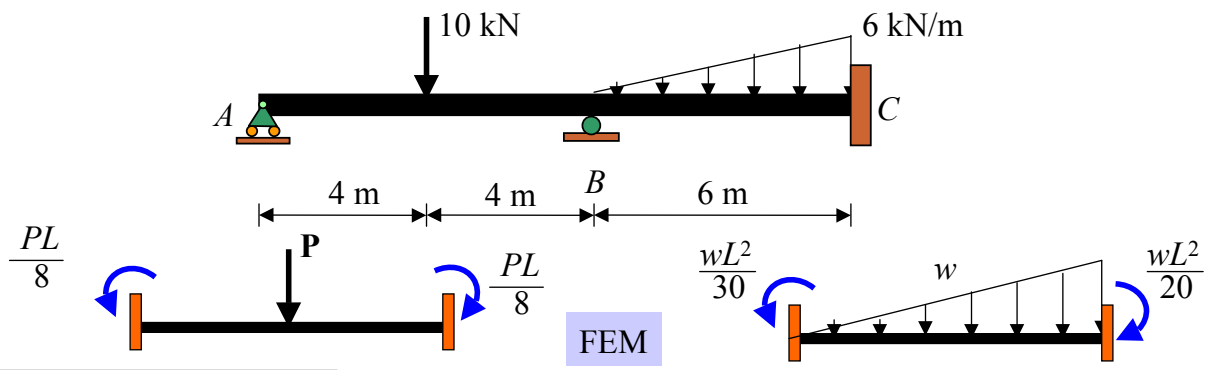




### Example 2

Draw the **quantitative shear** , **bending moment** diagrams and **qualitative deflected curve** for the beam shown.  $EI$  is constant.





$$[M] = [K][Q] + [FEM]$$

$$M_{AB} = \frac{4EI}{8} \theta_A + \frac{2EI}{8} \theta_B + \frac{(10)(8)}{8} \quad \text{--- (1)}$$

$$M_{BA} = \frac{2EI}{8} \theta_A + \frac{4EI}{8} \theta_B - \frac{(10)(8)}{8} \quad \text{--- (2)}$$

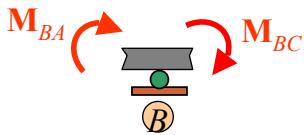
$$M_{BC} = \frac{4EI}{6} \theta_B + \frac{2EI}{6} \theta_C + \frac{(6)(6^2)}{30} \quad \text{--- (3)}$$

$$M_{CB} = \frac{2EI}{6} \theta_B + \frac{4EI}{6} \theta_C - \frac{(6)(6)^2}{20} \quad \text{--- (4)}$$

$$2(2) - (1): \quad 2M_{BA} = \frac{6EI}{8} \theta_B - 30$$

$$M_{BA} = \frac{3EI}{8} \theta_B - 15 \quad \text{--- (5)}$$





$$M_{BC} = \frac{4EI}{6} \theta_B + \frac{(6)(6^2)}{30} \quad \text{--- (3)}$$

$$M_{CB} = \frac{2EI}{6} \theta_B - \frac{(6)(6)^2}{20} \quad \text{--- (4)}$$

$$M_{BA} = \frac{3EI}{8} \theta_B - 15 \quad \text{--- (5)}$$

$$\uparrow + \Sigma M_B = 0: -M_{BA} - M_{BC} = 0$$

$$\left(\frac{3EI}{8} + \frac{4EI}{6}\right)\theta_B - 15 + \frac{(6)(6^2)}{30} = 0 \quad \text{--- (6)}$$

$$\theta_B = \frac{7.488}{EI}$$

$$\text{Substitute } \theta_B \text{ in (1): } 0 = \frac{4EI}{8} \theta_A + \frac{2EI}{8} \theta_B - 10$$

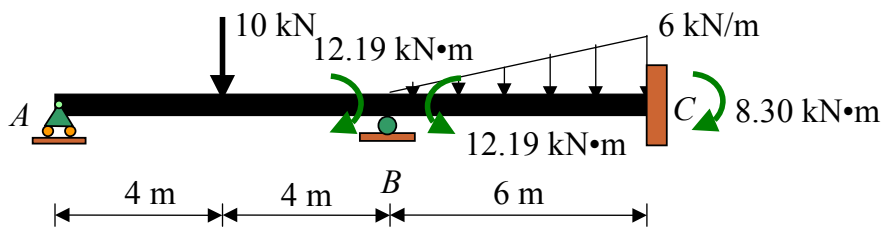
$$\theta_A = \frac{-23.74}{EI}$$

Substitute  $\theta_A$  and  $\theta_B$  in (5), (3) and (4):

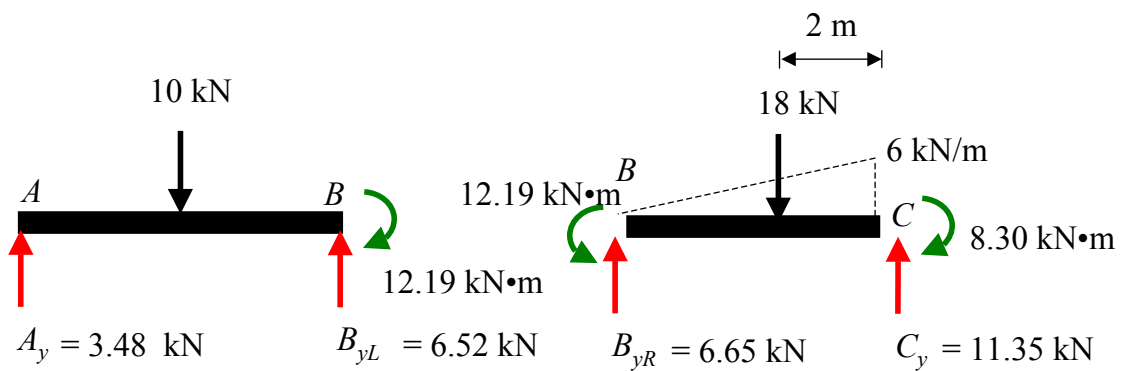
$$M_{BA} = -12.19 \text{ kN}\cdot\text{m}$$

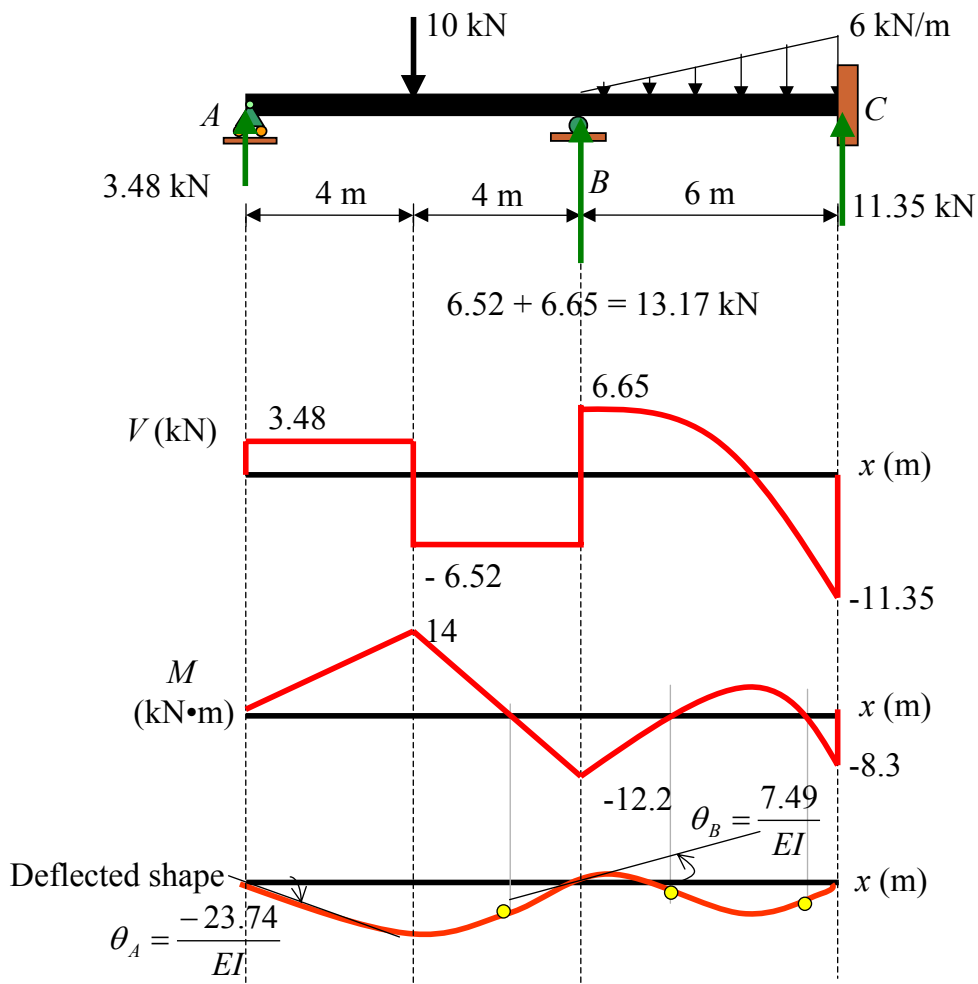
$$M_{BC} = 12.19 \text{ kN}\cdot\text{m}$$

$$M_{CB} = -8.30 \text{ kN}\cdot\text{m}$$



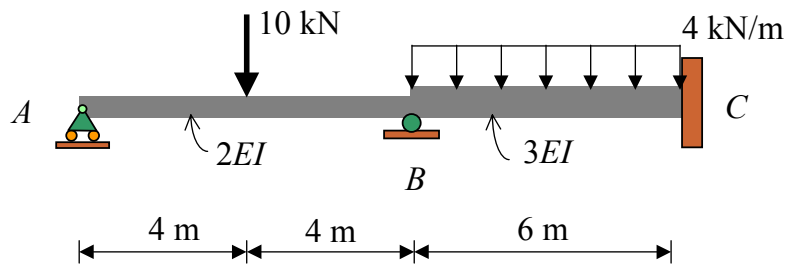
$$M_{BA} = -12.19 \text{ kN}\cdot\text{m}, M_{BC} = 12.19 \text{ kN}\cdot\text{m}, M_{CB} = -8.30 \text{ kN}\cdot\text{m}$$

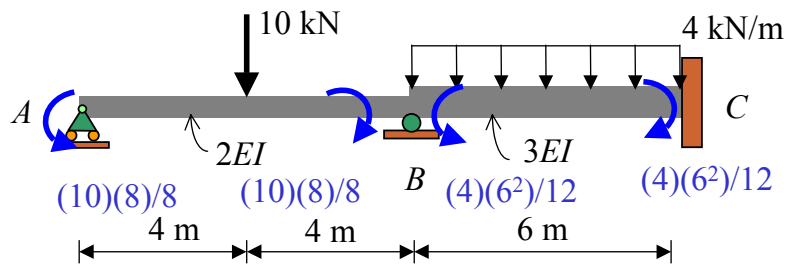




### Example 3

Draw the **quantitative shear** , **bending moment** diagrams and **qualitative deflected curve** for the beam shown.  $EI$  is constant.



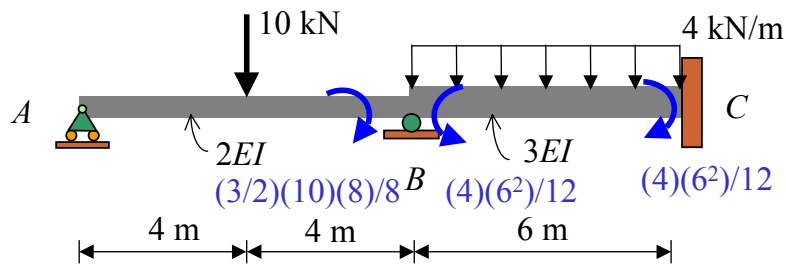


$$M_{AB} = \frac{4(2EI)}{8} \theta_A + \frac{2(2EI)}{8} \theta_B + \frac{(10)(8)}{8} \quad \text{--- (1)}$$

$$M_{BA} = \frac{2(2EI)}{8} \theta_A + \frac{4(2EI)}{8} \theta_B - \frac{(10)(8)}{8} \quad \text{--- (2)}$$

$$\frac{2(2)-(1)}{2} : M_{BA} = \frac{3(2EI)}{8} \theta_B - \frac{(3/2)(10)(8)}{8} \quad \text{--- (2a)}$$

$$M_{BC} = \frac{4(3EI)}{6} \theta_B + \frac{(4)(6^2)}{12} \quad \text{--- (3)}$$



$$M_{BA} = \frac{3(2EI)}{8} \theta_B - \frac{(3/2)(10)(8)}{8} \quad \text{--- (2a)}$$

$$M_{BC} = \frac{4(3EI)}{6} \theta_B + \frac{(4)(6^2)}{12} \quad \text{--- (3)}$$

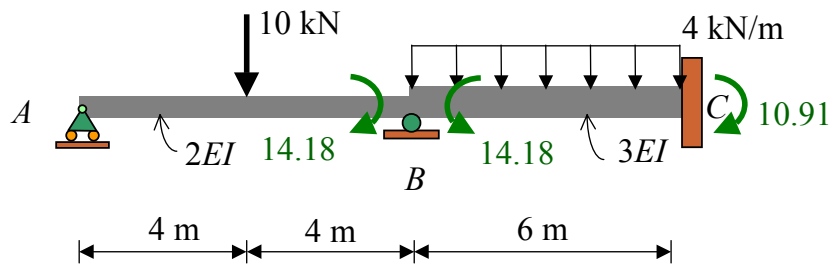
$$-M_{BA} - M_{BC} = 0: \quad 2.75EI\theta_B = -12 + 15 = 3$$

$$\theta_B = 1.091/EI$$

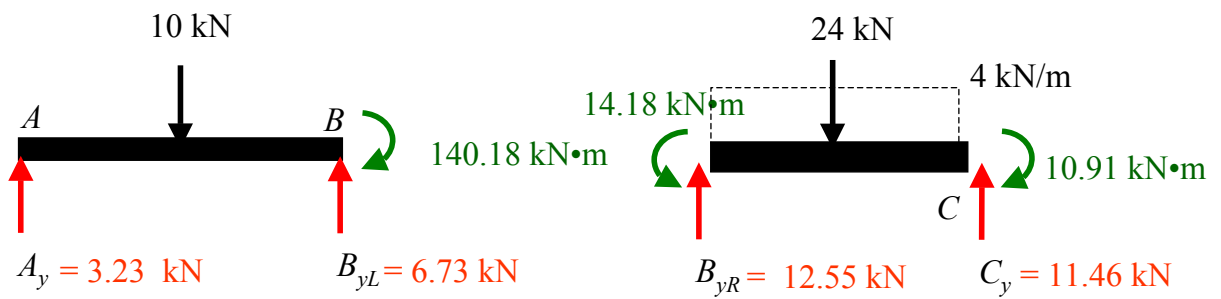
$$M_{BA} = \frac{3(2EI)}{8} \left(\frac{1.091}{EI}\right) - 15 = -14.18 \text{ kN} \cdot \text{m}$$

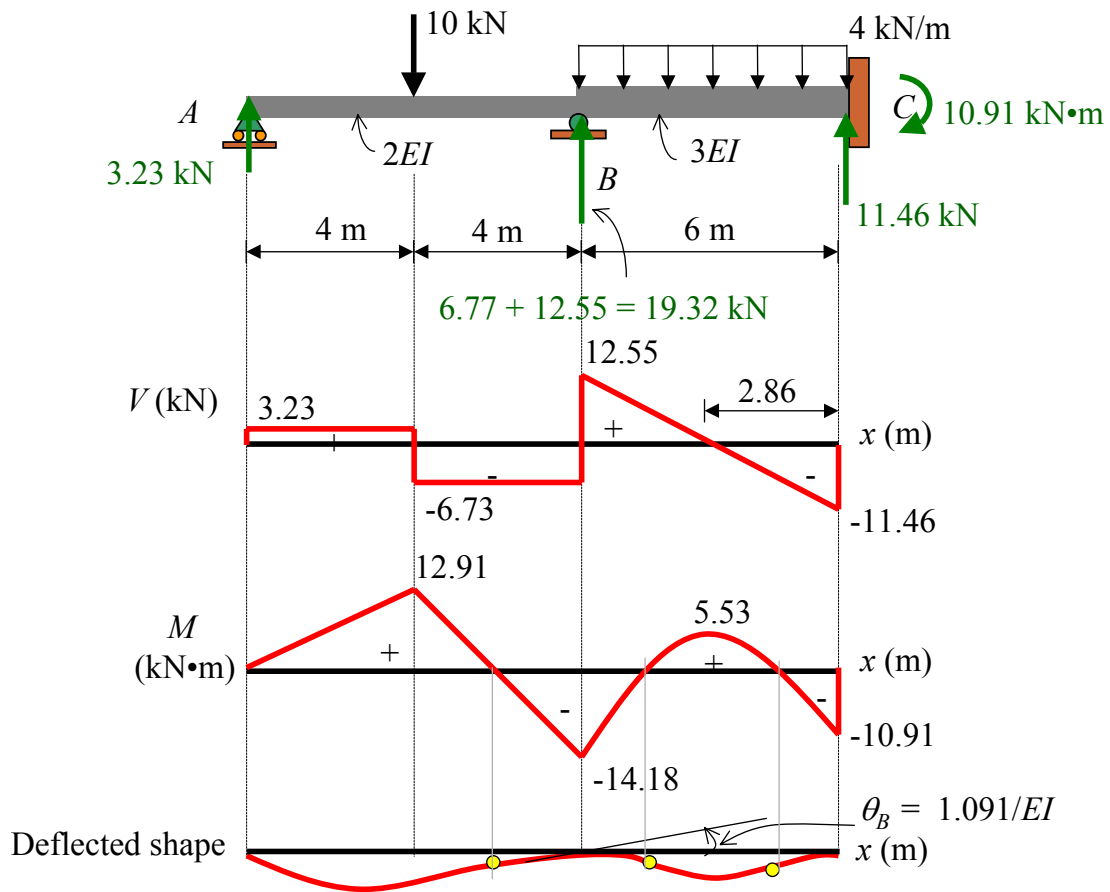
$$M_{BC} = \frac{4(3EI)}{6} \left(\frac{1.091}{EI}\right) - 12 = 14.18 \text{ kN} \cdot \text{m}$$

$$M_{CB} = \frac{2(3EI)}{6} \theta_B - 12 = -10.91 \text{ kN} \cdot \text{m}$$



$$M_{BA} = -14.18 \text{ kN}\cdot\text{m}, \quad M_{BC} = 14.18 \text{ kN}\cdot\text{m}, \quad M_{CB} = -10.91 \text{ kN}\cdot\text{m}$$

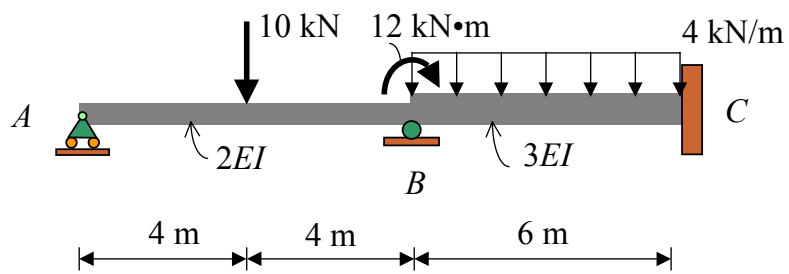


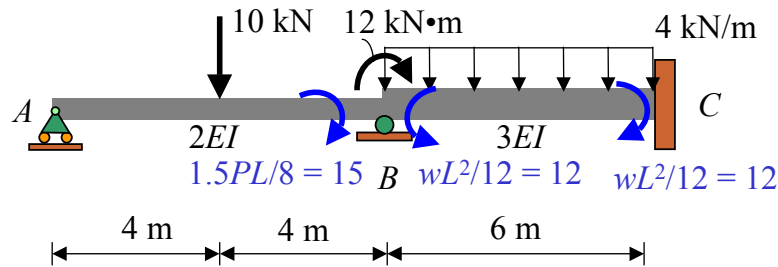




### Example 4

Draw the **quantitative shear** , **bending moment** diagrams and **qualitative deflected curve** for the beam shown.  $EI$  is constant.

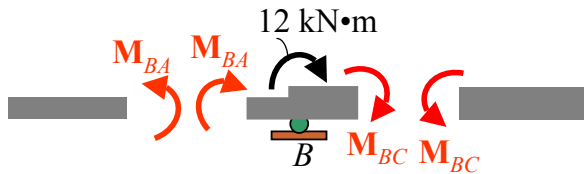




$$M_{BA} = \frac{3(2EI)}{8} \theta_B - 15 \quad \text{--- (1)}$$

$$M_{BC} = \frac{4(3EI)}{6} \theta_B + 12 \quad \text{--- (2)}$$

$$M_{CB} = \frac{2(3EI)}{6} \theta_B - 12 \quad \text{--- (3)}$$



Joint B:  $-M_{BA} - M_{BC} - 12 = 0$

$$-(0.75EI - 15) - (2EI\theta_B + 12) - 12 = 0$$

$$\theta_B = -\frac{3.273}{EI}$$

$$M_{AB} = \frac{4(2EI)}{8} \theta_A + \frac{2(3EI)}{8} \theta_B + \frac{(10)(8)}{8}$$

$$\theta_A = -\frac{7.21}{EI}$$

$$M_{BA} = 0.75EI \left(-\frac{3.273}{EI}\right) - 15 = -17.45 \text{ kN} \cdot \text{m}$$

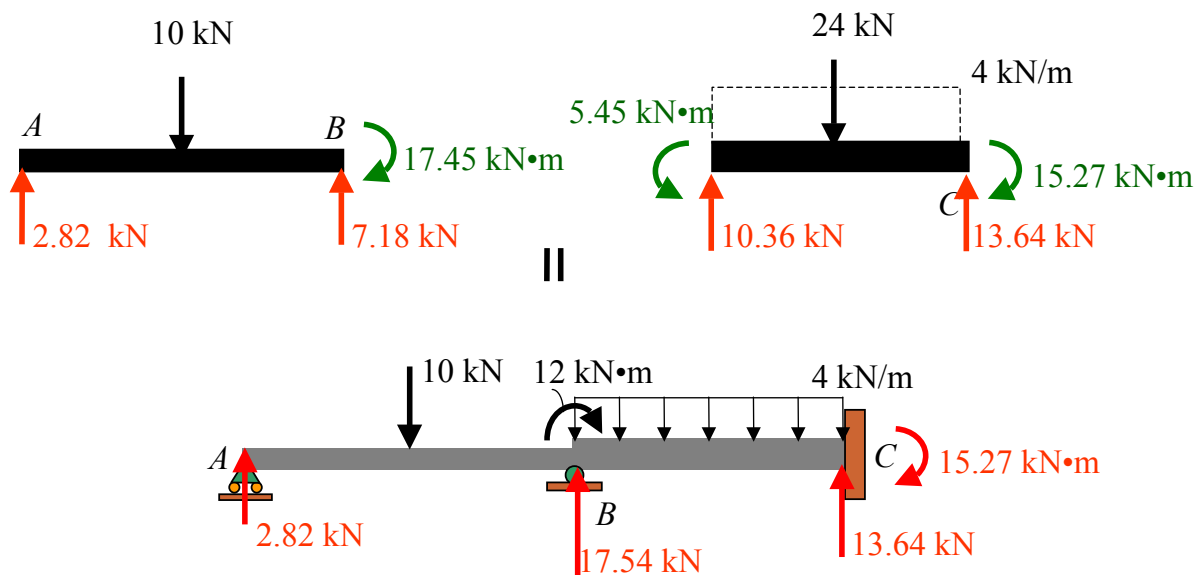
$$M_{BC} = 2EI \left(-\frac{3.273}{EI}\right) + 12 = 5.45 \text{ kN} \cdot \text{m}$$

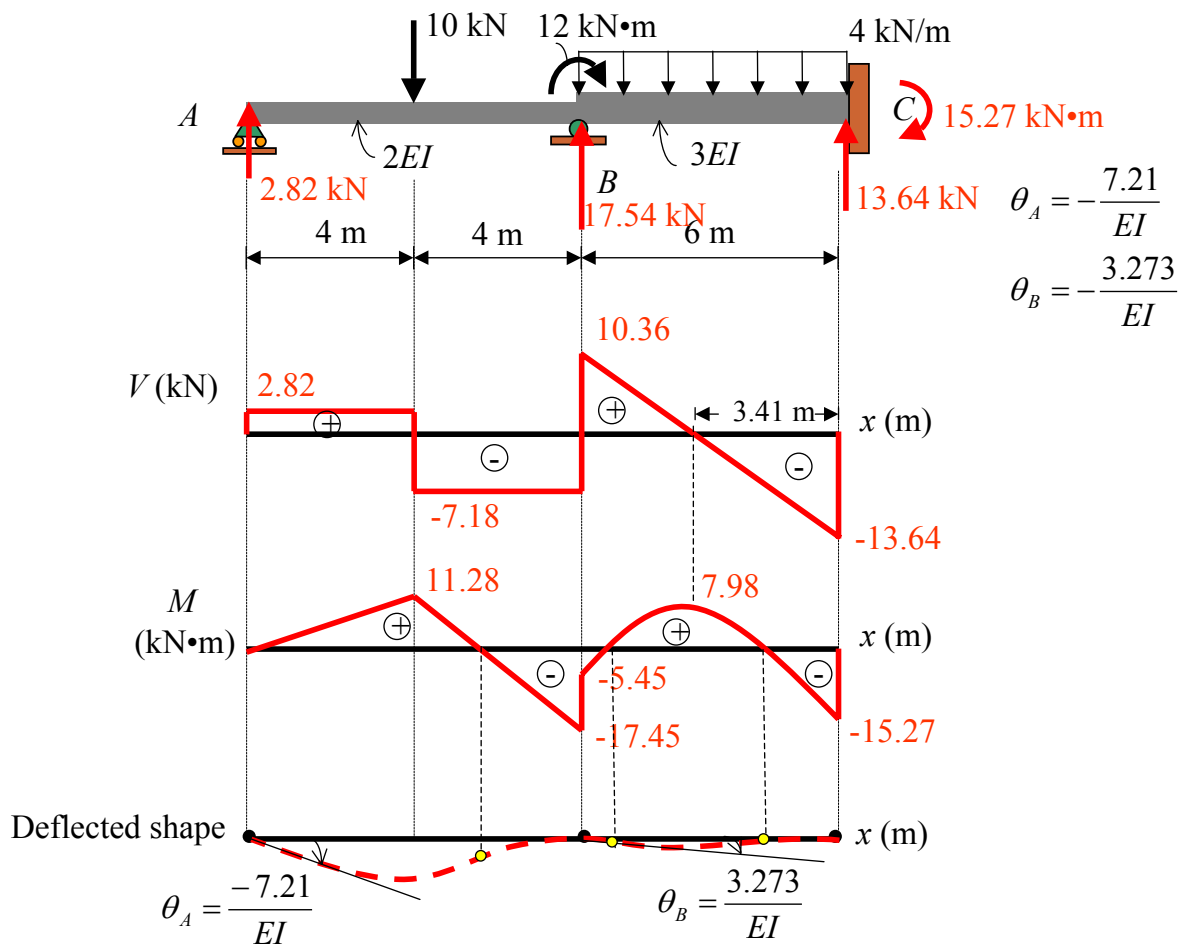
$$M_{CB} = EI \left(-\frac{3.273}{EI}\right) - 12 = -15.27 \text{ kN} \cdot \text{m}$$

$$M_{BA} = 0.75EI\left(-\frac{3.273}{EI}\right) - 15 = -17.45 \text{ kN} \cdot \text{m}$$

$$M_{BC} = 2EI\left(-\frac{3.273}{EI}\right) + 12 = 5.45 \text{ kN} \cdot \text{m}$$

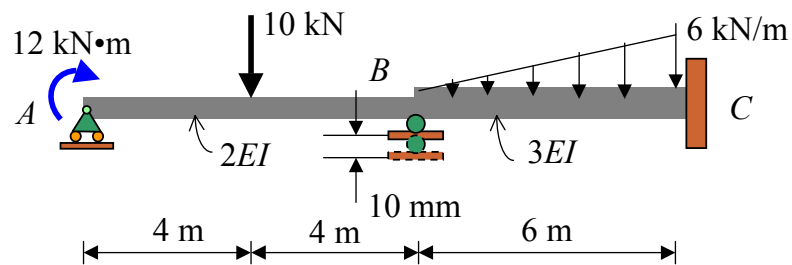
$$M_{CB} = EI\left(-\frac{3.273}{EI}\right) - 12 = -15.27 \text{ kN} \cdot \text{m}$$

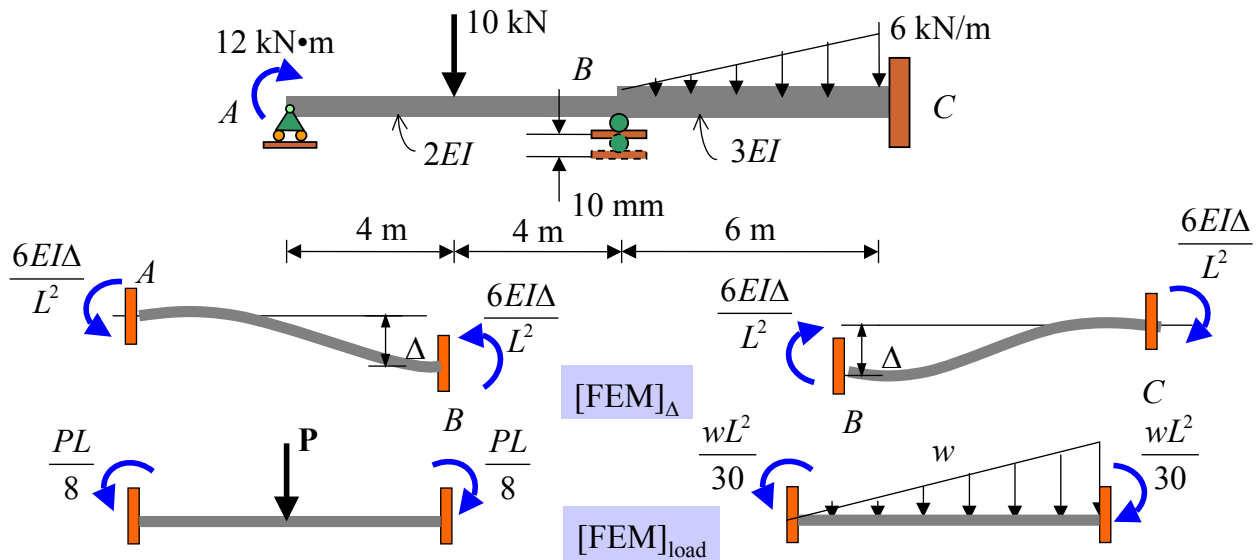




### Example 5

Draw the **quantitative shear**, **bending moment** diagrams, and **qualitative deflected curve** for the beam shown. Support B settles 10 mm, and  $EI$  is constant. Take  $E = 200 \text{ GPa}$ ,  $I = 200 \times 10^6 \text{ mm}^4$ .



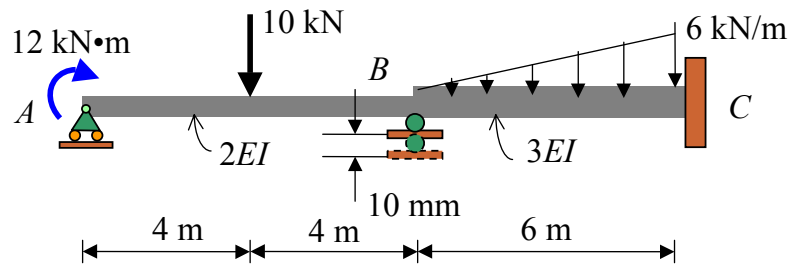


$$M_{AB} = \frac{4(2EI)}{8} \theta_A + \frac{2(2EI)}{8} \theta_B + \frac{6(2EI)(0.01)}{8^2} + \frac{(10)(8)}{8} \quad \text{--- (1)}$$

$$M_{BA} = \frac{2(2EI)}{8} \theta_A + \frac{4(2EI)}{8} \theta_B + \frac{6(2EI)(0.01)}{8^2} - \frac{(10)(8)}{8} \quad \text{--- (2)}$$

$$M_{BC} = \frac{4(3EI)}{6} \theta_B + \frac{2(3EI)}{6} \theta_C - \frac{6(3EI)(0.01)}{6^2} + \frac{(6)(6^2)}{30} \quad \text{--- (3)}$$

$$M_{CB} = \frac{2(3EI)}{6} \theta_B + \frac{4(3EI)}{6} \theta_C - \frac{6(3EI)(0.01)}{6^2} - \frac{(6)(6)^2}{30} \quad \text{--- (4)}$$



$$M_{AB} = \frac{4(2EI)}{8}\theta_A + \frac{2(2EI)}{8}\theta_B + \frac{6(2EI)(0.01)}{8^2} + \frac{(10)(8)}{8} \quad \text{--- (1)}$$

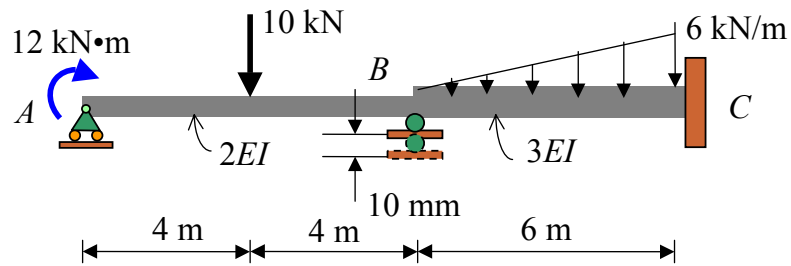
$$M_{BA} = \frac{2(2EI)}{8}\theta_A + \frac{4(2EI)}{8}\theta_B + \frac{6(2EI)(0.01)}{8^2} - \frac{(10)(8)}{8} \quad \text{--- (2)}$$

Substitute  $EI = (200 \times 10^6 \text{ kPa})(200 \times 10^{-6} \text{ m}^4) = 200 \times 200 \text{ kN} \cdot \text{m}^2$ :

$$M_{AB} = \frac{4(2EI)}{8}\theta_A + \frac{2(2EI)}{8}\theta_B + 75 + 10 \quad \text{--- (1)}$$

$$M_{BA} = \frac{2(2EI)}{8}\theta_A + \frac{4(2EI)}{8}\theta_B + 75 - 10 \quad \text{--- (2)}$$

$$\frac{2(2)-(1)}{2} : M_{BA} = \frac{3(2EI)}{8}\theta_B + \overbrace{75 - (75/2) - 10 - (10/2) - 12/2}^{16.5} \quad \text{--- (2a)}$$

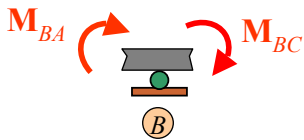


$$M_{BA} = (3/4)(2EI)\theta_B + 16.5$$

$$M_{BC} = (4/6)(3EI)\theta_B - 192.8$$

$$\sum M_B = 0: -M_{BA} - M_{BC} = 0$$

$$(3/4 + 2)EI\theta_B + 16.5 - 192.8 = 0$$



$$\theta_B = 64.109/EI$$

Substitute  $\theta_B$  in (1):  $\theta_A = -129.06/EI$

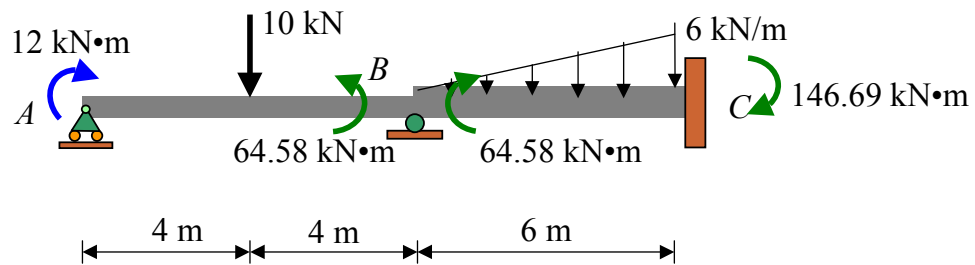
Substitute  $\theta_A$  and  $\theta_B$  in (5), (3), (4):

$$M_{BA} = 64.58 \text{ kN}\cdot\text{m},$$

$$M_{BC} = -64.58 \text{ kN}\cdot\text{m}$$

$$M_{CB} = -146.69 \text{ kN}\cdot\text{m}$$

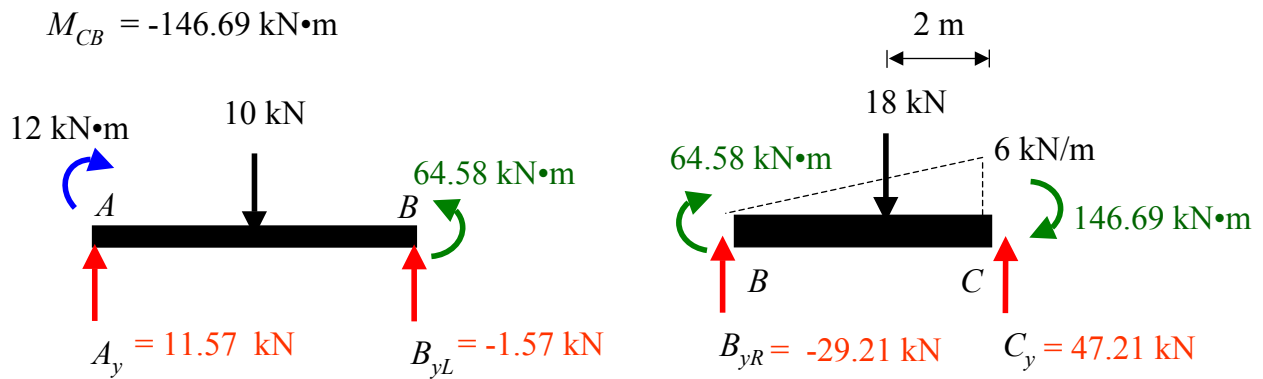


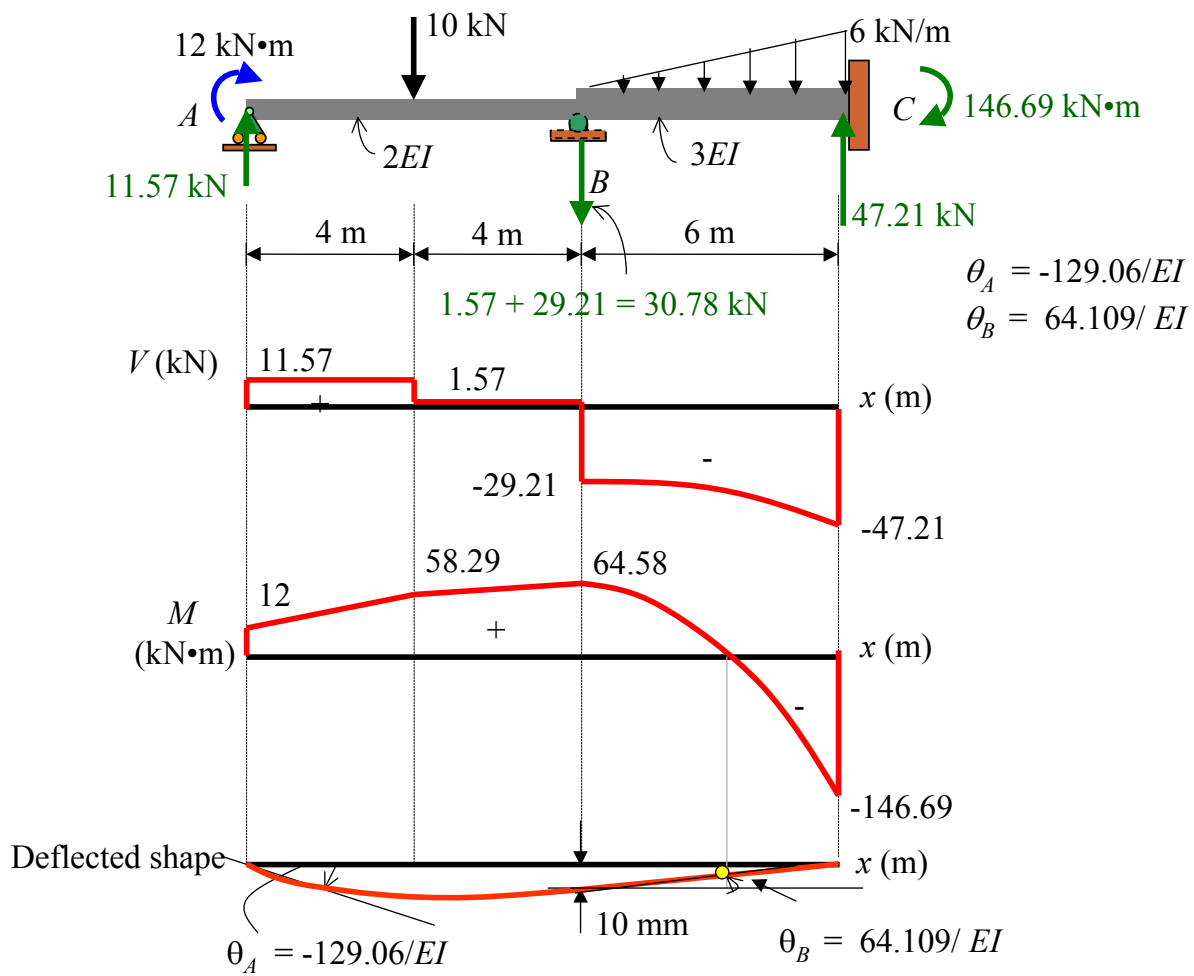


$$M_{BA} = 64.58 \text{ kN}\cdot\text{m},$$

$$M_{BC} = -64.58 \text{ kN}\cdot\text{m}$$

$$M_{CB} = -146.69 \text{ kN}\cdot\text{m}$$





### Example 6

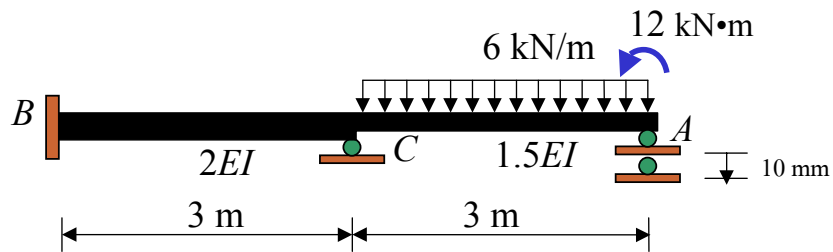
For the beam shown, support A settles 10 mm downward, use the slope-deflection method to

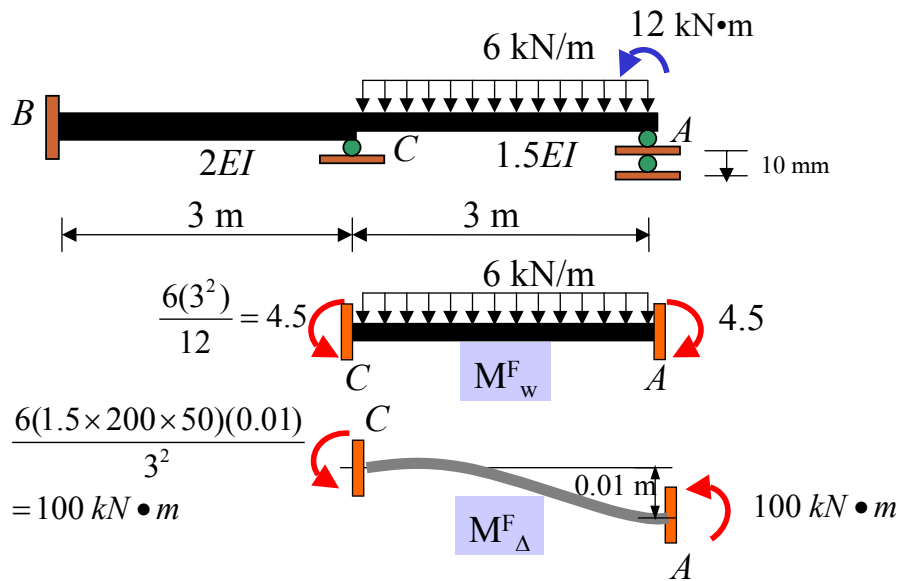
(a) Determine all the **slopes** at supports

(b) Determine all the **reactions** at supports

(c) Draw its **quantitative shear, bending moment diagrams**, and **qualitative deflected shape**. (3 points)

Take  $E = 200 \text{ GPa}$ ,  $I = 50(10^6) \text{ mm}^4$ .





$$\frac{6(3^2)}{12} = 4.5$$

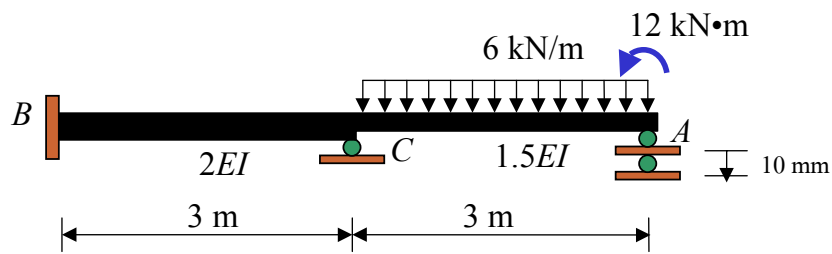
$$\frac{6(1.5 \times 200 \times 50)(0.01)}{3^2} = 100 \text{ kN}\cdot\text{m}$$

$$M_{CB} = \frac{4(2EI)}{3} \theta_C \quad \text{--- (1)}$$

$$M_{CA} = \frac{4(1.5EI)}{3} \theta_C + \frac{2(1.5EI)}{3} \theta_A + 4.5 + 100 \quad \text{--- (2)}$$

$$\overset{12}{M}_{AC} = \frac{2(1.5EI)}{3} \theta_C + \frac{4(1.5EI)}{3} \theta_A - 4.5 + 100 \quad \text{--- (3)}$$

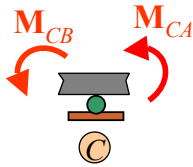
$$\frac{2(2) - (2)}{2}: M_{CA} = \frac{3(1.5EI)}{3} \theta_C + \frac{3(4.5)}{2} + \frac{100}{2} + \frac{12}{2} \quad \text{--- (2a)}$$



$$M_{CB} = \frac{4(2EI)}{3} \theta_C \quad \text{--- (1)}$$

$$M_{CA} = \frac{3(1.5EI)}{3} \theta_C + \frac{3(4.5)}{2} + \frac{100}{2} + \frac{12}{2} \quad \text{--- (2a)}$$

• **Equilibrium equation:**



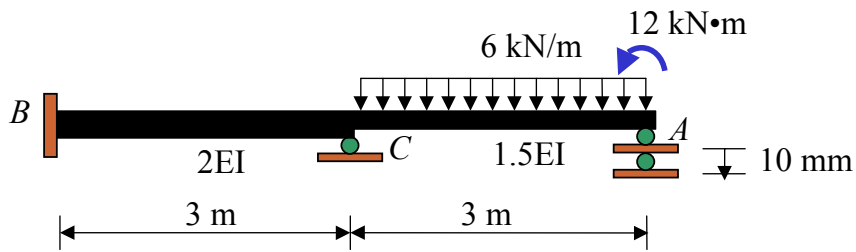
$$M_{CB} + M_{CA} = 0$$

$$\frac{(8+4.5)EI}{3} \theta_C + \frac{3(4.5)}{2} + \frac{100}{2} + \frac{12}{2} = 0$$

$$\theta_C = \frac{-15.06}{EI} = -0.0015 \text{ rad}$$

Substitute  $\theta_C$  in eq.(3)  $12 = \frac{2(1.5EI)}{3} \left( \frac{-15.06}{EI} \right) + \frac{4(1.5EI)}{3} \theta_A - 4.5 + 100 \quad \text{--- (3)}$

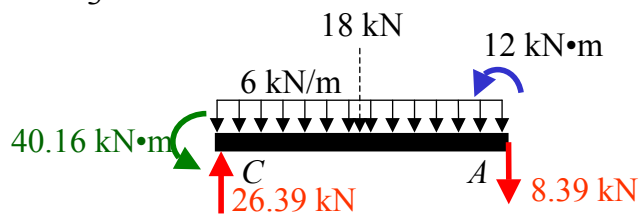
$$\theta_A = \frac{-34.22}{EI} = -0.0034 \text{ rad}$$

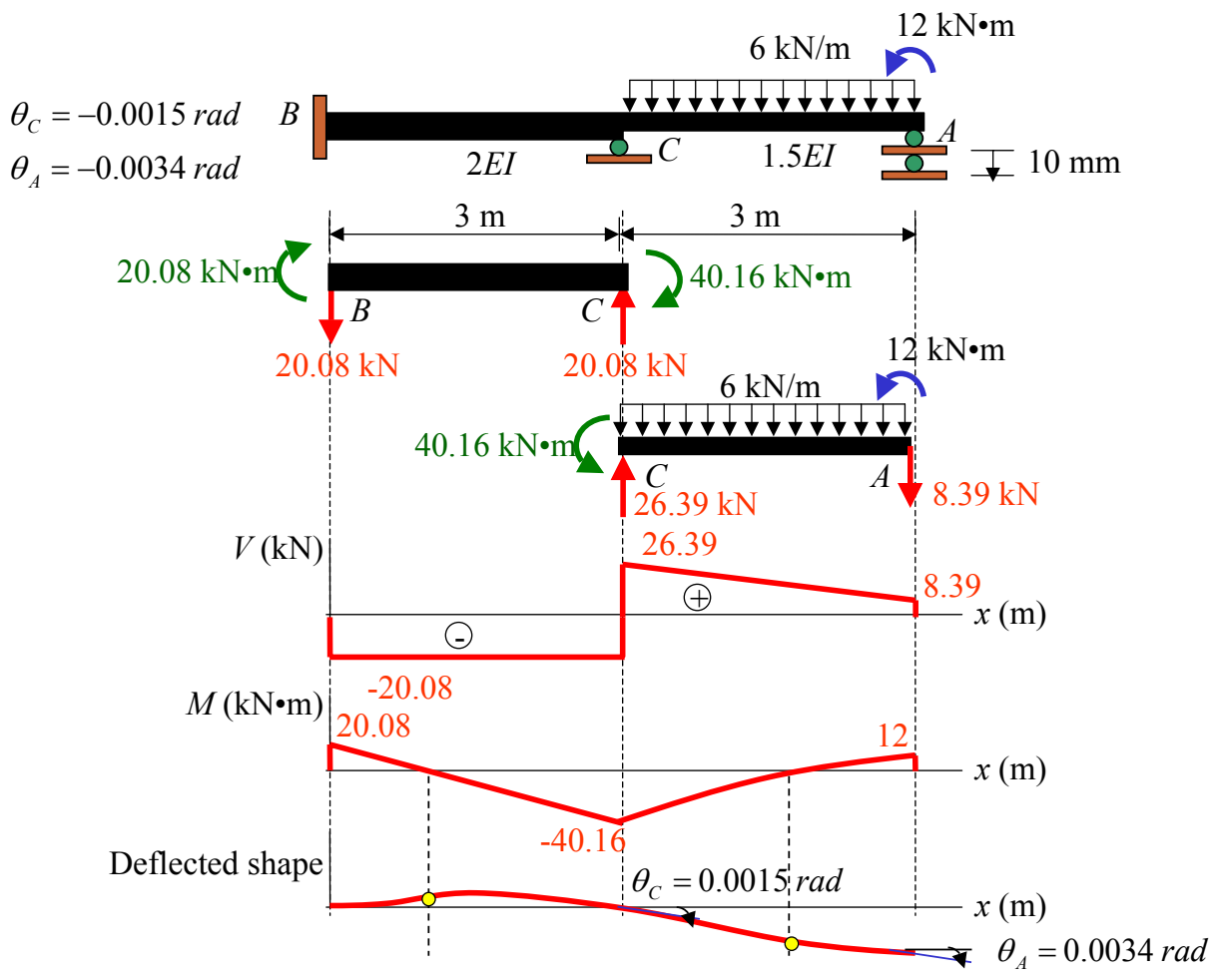


$$\theta_C = \frac{-15.06}{EI} = -0.0015 \text{ rad} \quad \theta_A = \frac{-34.22}{EI} = -0.0034 \text{ rad}$$

$$M_{BC} = \frac{2(2EI)}{3} \theta_C = \frac{2(2EI)}{3} \left( \frac{-15.06}{EI} \right) = -20.08 \text{ kN} \cdot \text{m}$$

$$M_{CB} = \frac{4(2EI)}{3} \theta_C = \frac{4(2EI)}{3} \left( \frac{-15.06}{EI} \right) = -40.16 \text{ kN} \cdot \text{m}$$



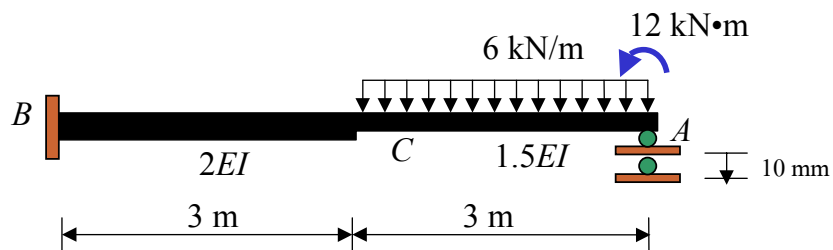


### Example 7

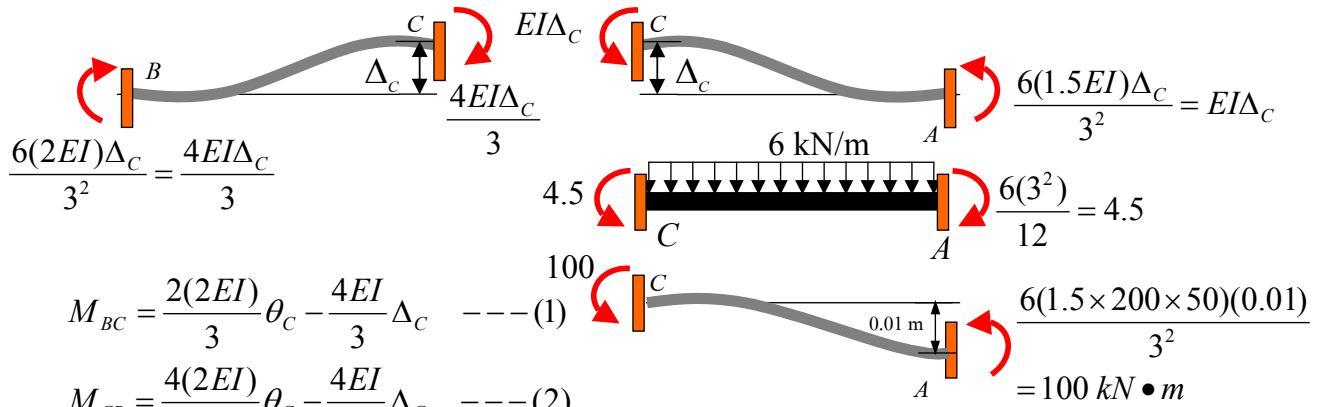
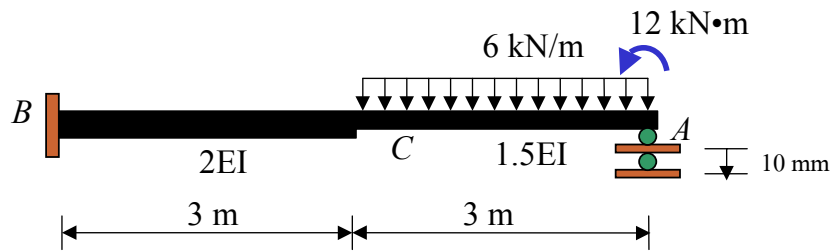
For the beam shown, support A settles 10 mm downward, use the slope-deflection method to

- (a) Determine all the **slopes** at supports
- (b) Determine all the **reactions** at supports
- (c) Draw its **quantitative shear, bending moment diagrams**, and **qualitative deflected shape**.

Take  $E = 200 \text{ GPa}$ ,  $I = 50(10^6) \text{ mm}^4$ .







$$\frac{6(2EI)\Delta_C}{3^2} = \frac{4EI\Delta_C}{3}$$

$$\frac{6(1.5EI)\Delta_C}{3^2} = EI\Delta_C$$

$$4.5$$

$$\frac{6(3^2)}{12} = 4.5$$

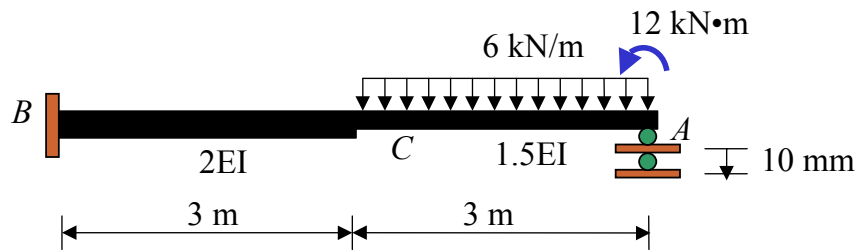
$$M_{BC} = \frac{2(2EI)}{3}\theta_C - \frac{4EI}{3}\Delta_C \quad \text{--- (1)}$$

$$M_{CB} = \frac{4(2EI)}{3}\theta_C - \frac{4EI}{3}\Delta_C \quad \text{--- (2)}$$

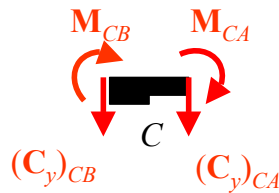
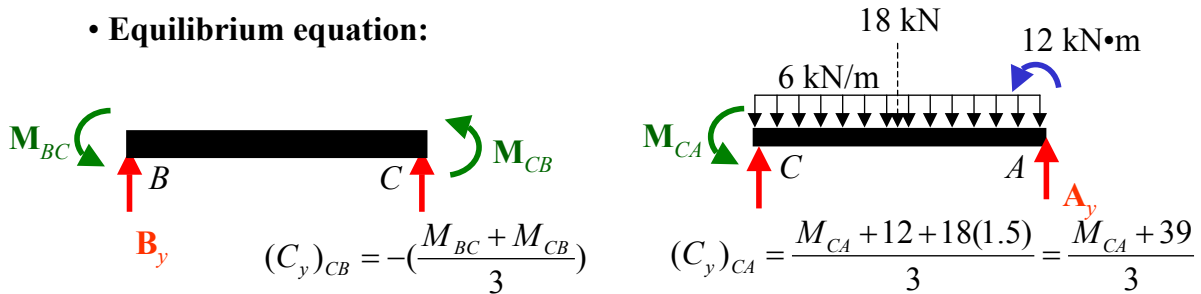
$$M_{CA} = \frac{4(1.5EI)}{3}\theta_C + \frac{2(1.5EI)}{3}\theta_A + EI\Delta_C + 4.5 + 100 \quad \text{--- (3)}$$

$$M_{AC} = \frac{2(1.5EI)}{3}\theta_C + \frac{4(1.5EI)}{3}\theta_A + EI\Delta_C - 4.5 + 100 \quad \text{--- (4)}$$

$$\frac{2(3) - (4)}{2} : M_{CA} = \frac{3(1.5EI)}{3}\theta_C + \frac{EI}{2}\Delta_C + \frac{3(4.5)}{2} + \frac{100}{2} + \frac{12}{2} \quad \text{--- (3a)}$$



• Equilibrium equation:



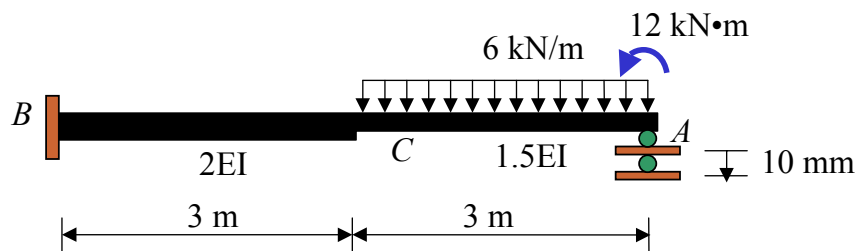
$$\Sigma M_C = 0: M_{CB} + M_{CA} = 0 \quad \text{--- (1*)}$$

$$\Sigma C_y = 0: (C_y)_{CB} + (C_y)_{CA} = 0 \quad \text{--- (2*)}$$

$$\text{Substitute in (1*)} \quad 4.167EI\theta_C - 0.8333EI\Delta_C = -62.15 \quad \text{--- (5)}$$

$$\text{Substitute in (2*)} \quad -2.5EI\theta_C + 3.167EI\Delta_C = -101.75 \quad \text{--- (6)}$$

$$\text{From (5) and (6)} \quad \theta_C = -25.51/EI = -0.00255 \text{ rad} \quad \Delta_C = -52.27/EI = -5.227 \text{ mm}$$



• Solve equation

$$\theta_C = \frac{-25.51}{EI} = -0.00255 \text{ rad}$$

$$\Delta_C = \frac{-52.27}{EI} = -5.227 \text{ mm}$$

Substitute  $\theta_C$  and  $\Delta_C$  in (4)

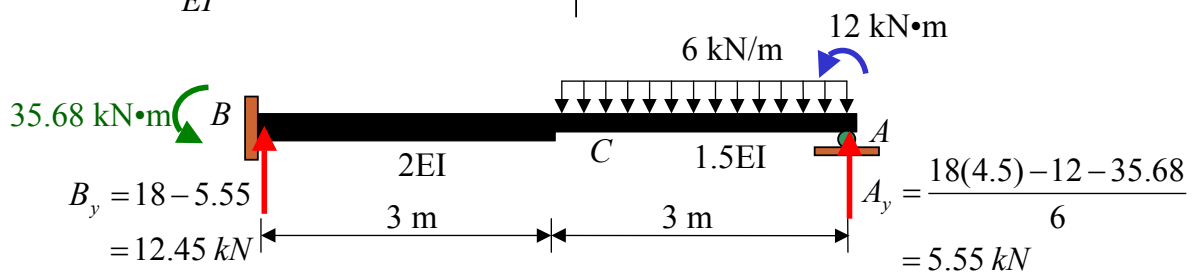
$$\theta_A = \frac{-2.86}{EI} = -0.000286 \text{ rad}$$

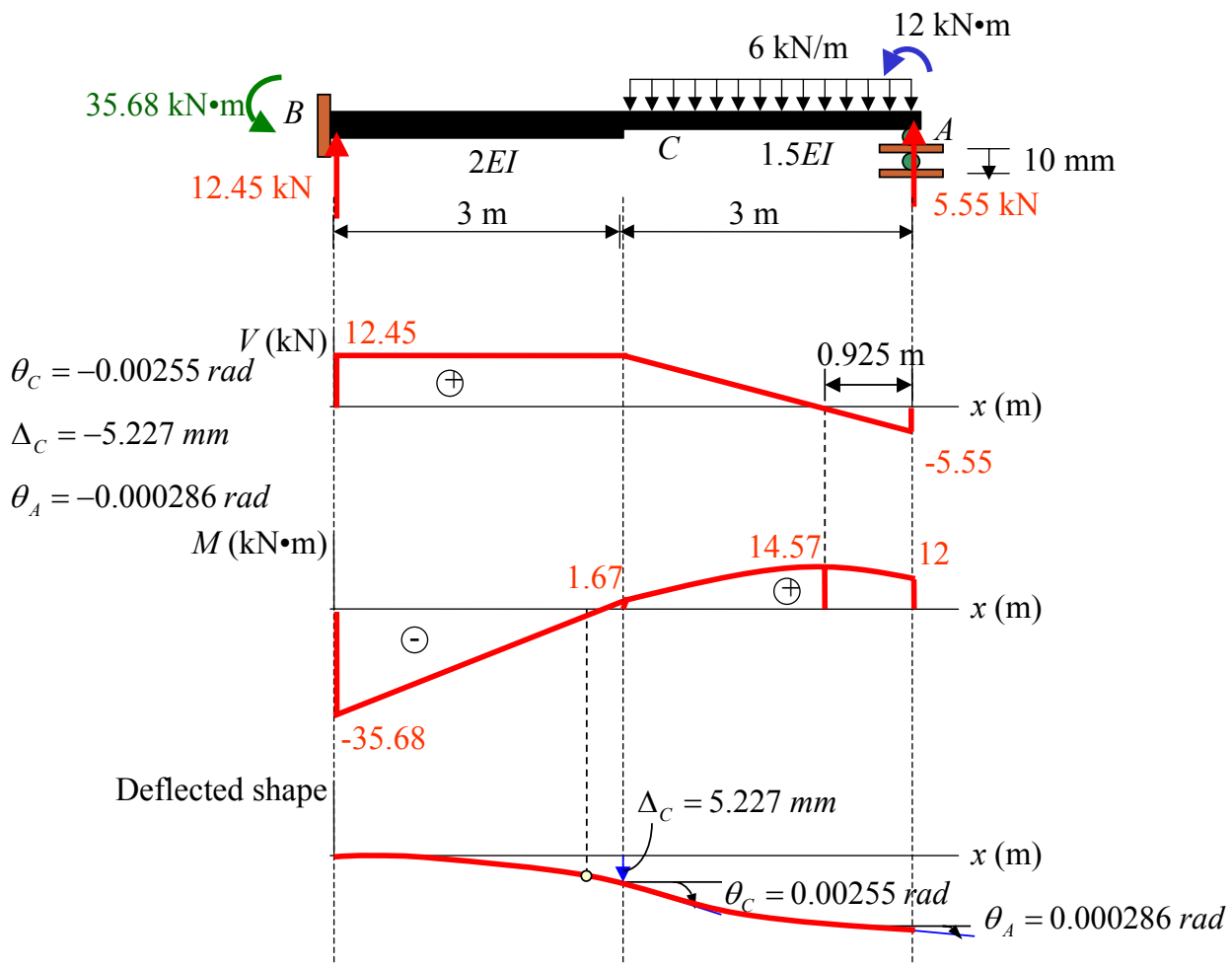
Substitute  $\theta_C$  and  $\Delta_C$  in (1), (2) and (3a)

$$M_{BC} = 35.68 \text{ kN} \cdot \text{m}$$

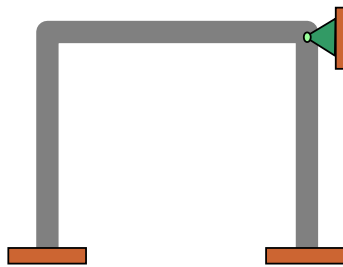
$$M_{CB} = 1.67 \text{ kN} \cdot \text{m}$$

$$M_{CA} = -1.67 \text{ kN} \cdot \text{m}$$



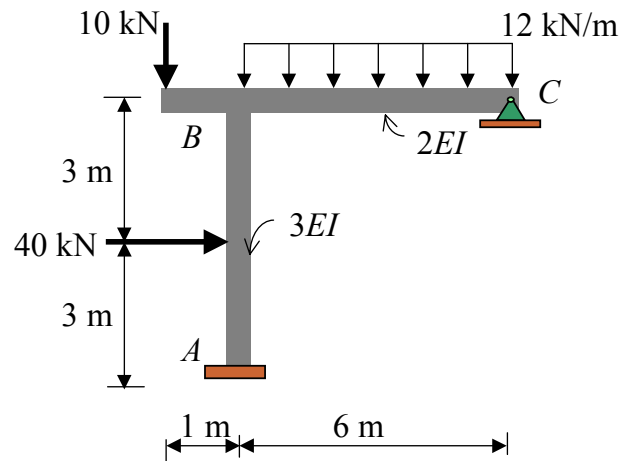


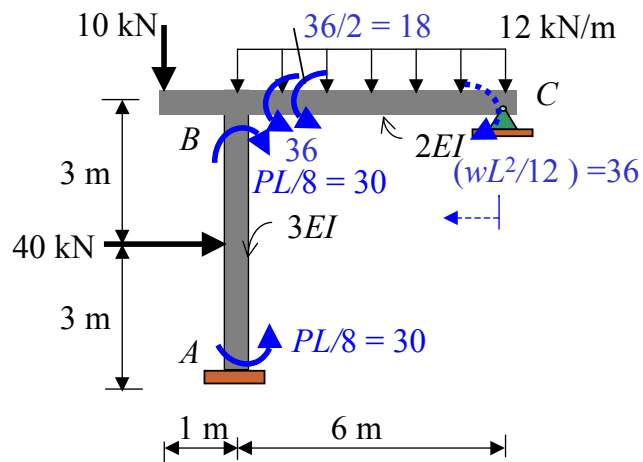
## Example of Frame: No Sidesway



### Example 6

- For the frame shown, use the slope-deflection method to
- Determine the **end moments** of each member and **reactions** at supports
  - Draw the **quantitative bending moment diagram**, and also draw the **qualitative deflected shape** of the entire frame.





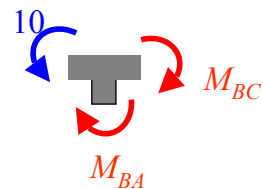
• Slope-Deflection Equations

$$M_{AB} = \frac{2(3EI)}{6} \theta_B + 30 \quad \text{--- (1)}$$

$$M_{BA} = \frac{4(3EI)}{6} \theta_B - 30 \quad \text{--- (2)}$$

$$M_{BC} = \frac{3(2EI)}{6} \theta_B + 36 + 18 \quad \text{--- (3)}$$

• Equilibrium equations



$$10 - M_{BA} - M_{BC} = 0 \quad \text{--- (1*)}$$

Substitute (2) and (3) in (1\*)

$$10 - 3EI\theta_B + 30 - 54 = 0$$

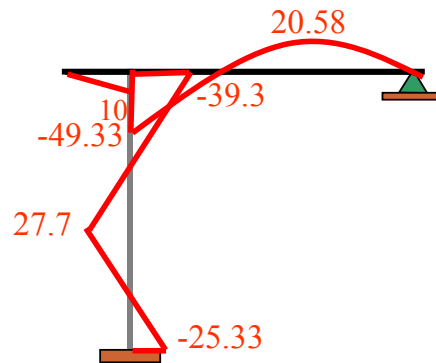
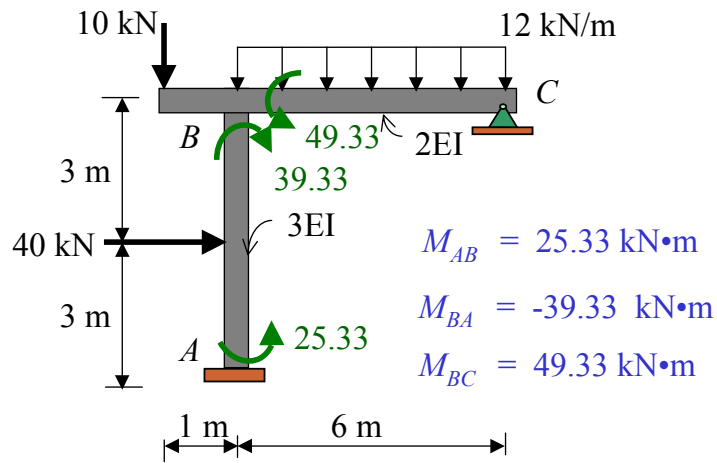
$$\theta_B = \frac{-14}{(3EI)} = \frac{-4.667}{EI}$$

Substitute  $\theta_B = \frac{-4.667}{EI}$  in (1) to (3)

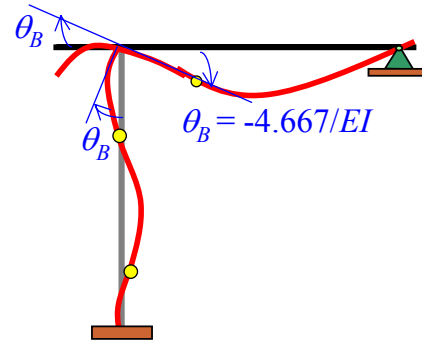
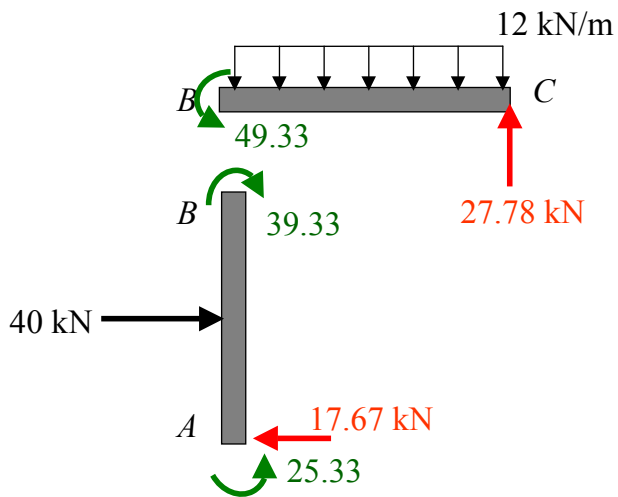
$$M_{AB} = 25.33 \text{ kN} \cdot \text{m}$$

$$M_{BA} = -39.33 \text{ kN} \cdot \text{m}$$

$$M_{BC} = 49.33 \text{ kN} \cdot \text{m}$$



Bending moment diagram

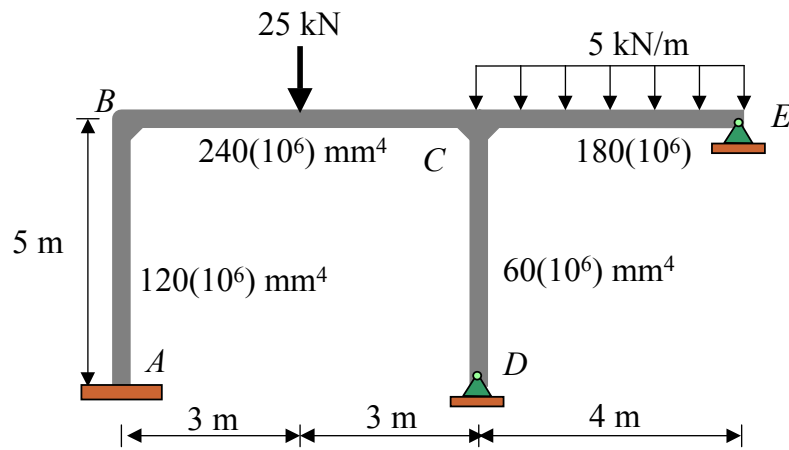


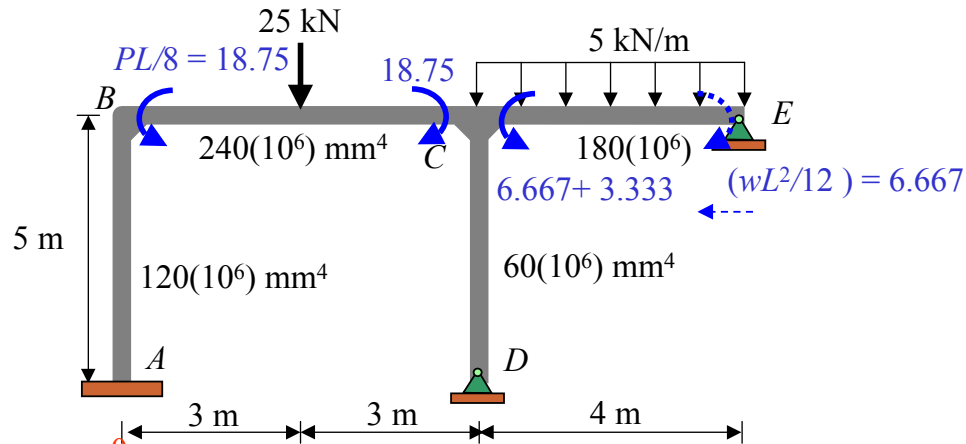
Deflected curve



### Example 7

Draw the **quantitative shear, bending moment** diagrams and **qualitative deflected curve** for the frame shown.  $E = 200 \text{ GPa}$ .





$$M_{AB} = \frac{4(2EI)}{5} \theta_A + \frac{2(2EI)}{5} \theta_B$$

$$M_{BA} = \frac{2(2EI)}{5} \theta_A + \frac{4(2EI)}{5} \theta_B$$

$$M_{BC} = \frac{4(4EI)}{6} \theta_B + \frac{2(4EI)}{6} \theta_C + 18.75$$

$$M_{CB} = \frac{2(4EI)}{6} \theta_B + \frac{4(4EI)}{6} \theta_C - 18.75$$

$$M_{CD} = \frac{3(EI)}{5} \theta_C$$

$$M_{CE} = \frac{3(3EI)}{4} \theta_C + 10$$

$$M_{BA} + M_{BC} = 0$$

$$\left(\frac{8}{5} + \frac{16}{6}\right)EI\theta_B + \left(\frac{8}{6}\right)EI\theta_C = -18.75 \quad \text{--- (1)}$$

$$M_{CB} + M_{CD} + M_{CE} = 0$$

$$\left(\frac{8}{6}\right)EI\theta_B + \left(\frac{16}{6} + \frac{3}{5} + \frac{9}{4}\right)EI\theta_C = 8.75 \quad \text{--- (2)}$$

$$\text{From (1) and (2): } \theta_B = \frac{-5.29}{EI} \quad \theta_C = \frac{2.86}{EI}$$

Substitute  $\theta_B = -1.11/EI$ ,  $\theta_C = -20.59/EI$  below

$$M_{AB} = \frac{4(2EI)}{5} \overset{0}{\cancel{\theta_A}} + \frac{2(2EI)}{5} \theta_B \quad \text{---} \rightarrow \quad M_{AB} = -4.23 \text{ kN}\cdot\text{m}$$

$$M_{BA} = \frac{2(2EI)}{5} \overset{0}{\cancel{\theta_A}} + \frac{4(2EI)}{5} \theta_B \quad \text{---} \rightarrow \quad M_{BA} = -8.46 \text{ kN}\cdot\text{m}$$

$$M_{BC} = \frac{4(4EI)}{6} \theta_B + \frac{2(4EI)}{6} \theta_C + 18.75 \quad \text{---} \rightarrow \quad M_{BC} = 8.46 \text{ kN}\cdot\text{m}$$

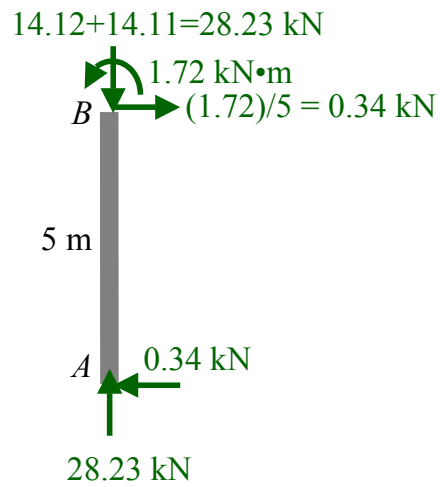
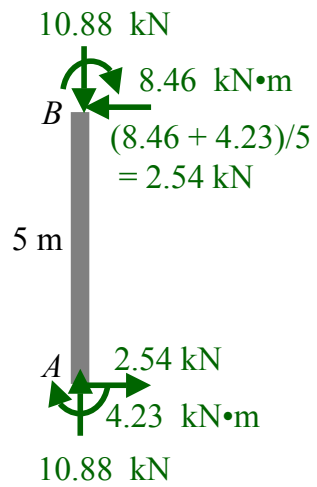
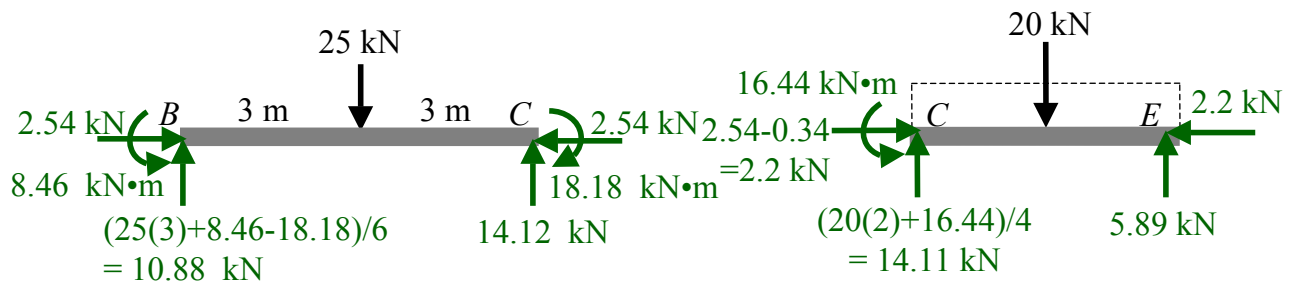
$$M_{CB} = \frac{2(4EI)}{6} \theta_B + \frac{4(4EI)}{6} \theta_C - 18.75 \quad \text{---} \rightarrow \quad M_{CB} = -18.18 \text{ kN}\cdot\text{m}$$

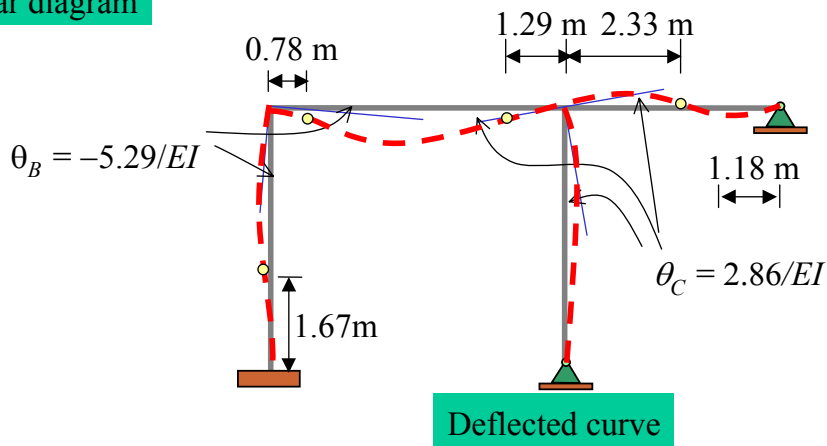
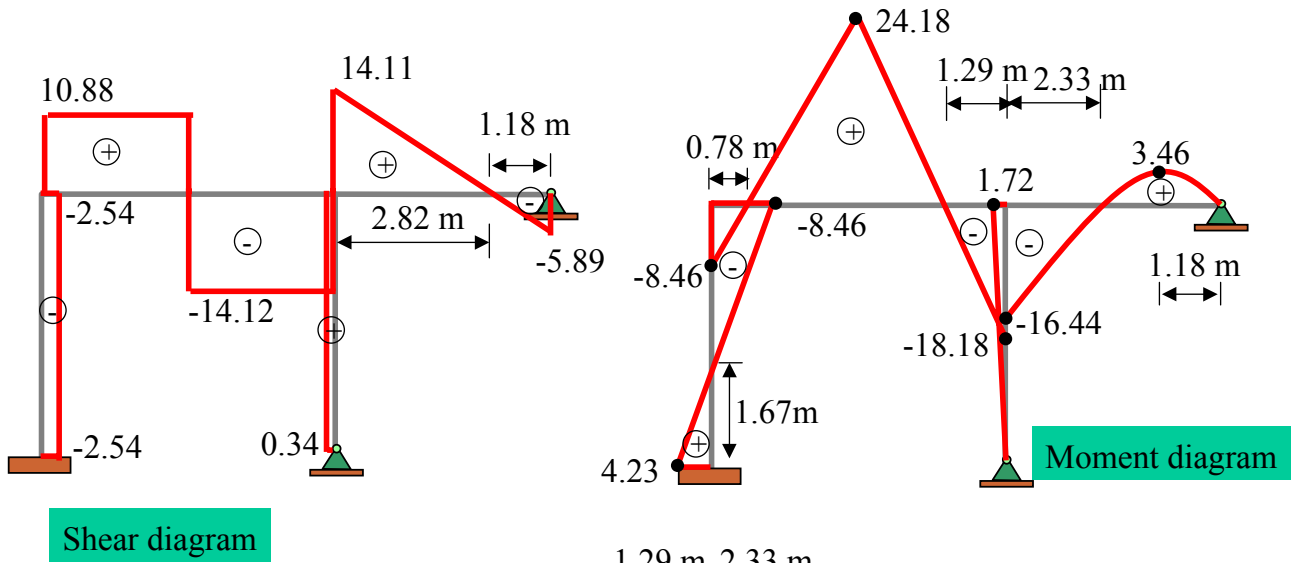
$$M_{CD} = \frac{3(EI)}{5} \theta_C \quad \text{---} \rightarrow \quad M_{CD} = 1.72 \text{ kN}\cdot\text{m}$$

$$M_{CE} = \frac{3(3EI)}{4} \theta_C + 10 \quad \text{---} \rightarrow \quad M_{CE} = 16.44 \text{ kN}\cdot\text{m}$$

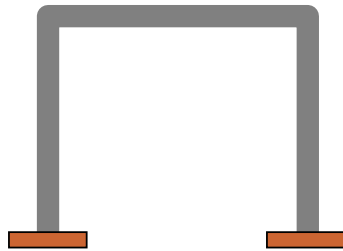
$$M_{AB} = -4.23 \text{ kN}\cdot\text{m}, M_{BA} = -8.46 \text{ kN}\cdot\text{m}, M_{BC} = 8.46 \text{ kN}\cdot\text{m}, M_{CB} = -18.18 \text{ kN}\cdot\text{m},$$

$$M_{CD} = 1.72 \text{ kN}\cdot\text{m}, M_{CE} = 16.44 \text{ kN}\cdot\text{m}$$



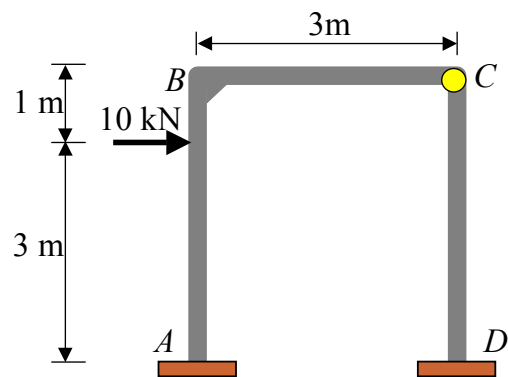


## Example of Frames: Sidesway

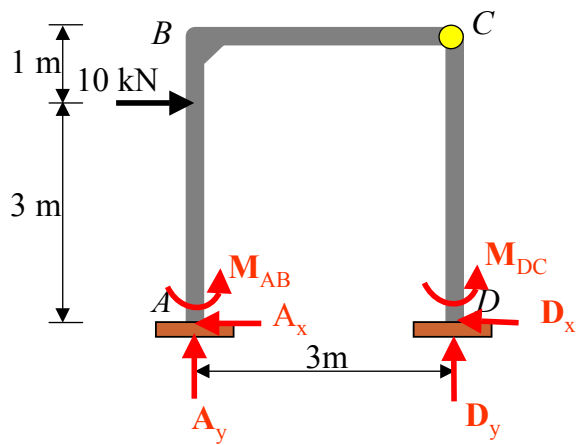


### Example 8

Determine the moments at each joint of the frame and draw the **quantitative bending moment** diagrams and **qualitative deflected curve**. The joints at *A* and *D* are fixed and joint *C* is assumed pin-connected.  $EI$  is constant for each member



• Overview



• Unknowns

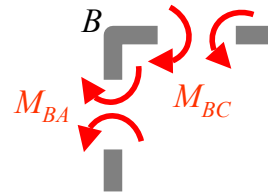
$$\theta_B \text{ and } \Delta$$

• Boundary Conditions

$$\theta_A = \theta_D = 0$$

• Equilibrium Conditions

- Joint B

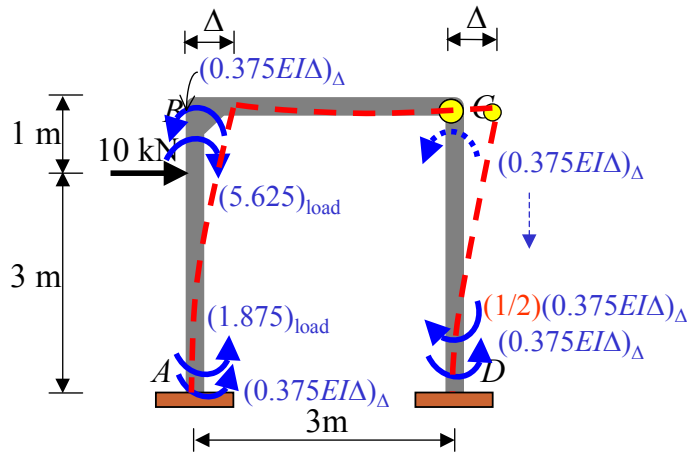


$$\Sigma M_B = 0: M_{BA} + M_{BC} = 0 \quad \text{---(1*)}$$

- Entire Frame

$$\overset{+}{\rightarrow} \Sigma F_x = 0: 10 - A_x - D_x = 0 \quad \text{---(2*)}$$





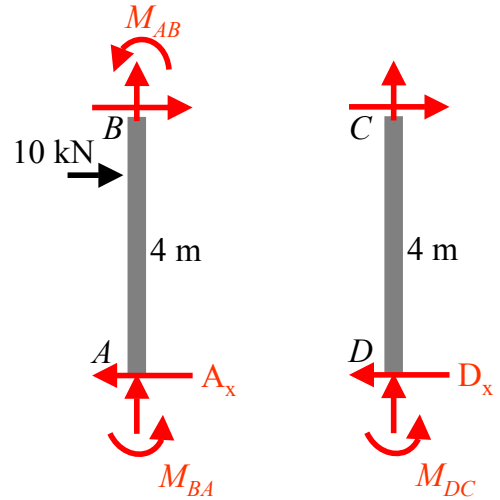
• Slope-Deflection Equations

$$M_{AB} = \frac{2(EI)}{4} \theta_B + \frac{10(3)(1^2)}{4^2} + \frac{6EI\Delta}{4^2} \quad \text{--- (1)}$$

$$M_{BA} = \frac{4(EI)}{4} \theta_B - \frac{10(3^2)(1)}{4^2} + \frac{6EI\Delta}{4^2} \quad \text{--- (2)}$$

$$M_{BC} = \frac{3(EI)}{3} \theta_B \quad \text{--- (3)}$$

$$M_{DC} = 0.375EI\Delta - \frac{1}{2} 0.375EI\Delta = 0.1875EI\Delta \quad \text{--- (4)}$$



$$\sum M_B = 0:$$

$$A_x = \frac{(M_{AB} + M_{BA})}{4}$$

$$A_x = 0.375EI\theta_B + 0.1875EI\Delta + 1.563 \quad \text{--- (5)}$$

$$\sum M_C = 0:$$

$$D_x = \frac{M_{DC}}{4} = 0.0468EI\Delta \quad \text{--- (6)}$$

**Equilibrium Conditions:**

$$M_{BA} + M_{BC} = 0 \quad \text{---(1*)}$$

$$10 - A_x - D_x = 0 \quad \text{---(2*)}$$

**Slope-Deflection Equations:**

$$M_{AB} = \frac{2(EI)}{4} \theta_B + 5.625 + 0.375EI\Delta \quad \text{---(1)}$$

$$M_{BA} = \frac{4(EI)}{4} \theta_B - 5.625 + 0.375EI\Delta \quad \text{---(2)}$$

$$M_{BC} = \frac{3(EI)}{3} \theta_B \quad \text{---(3)}$$

$$M_{DC} = 0.1875EI\Delta \quad \text{---(4)}$$

**Horizontal reaction at supports:**

$$A_x = 0.375EI\theta_B + 0.1875EI\Delta + 1.563 \quad \text{---(5)}$$

$$D_x = 0.0468EI\Delta \quad \text{---(6)}$$

**• Solve equation**

Substitute (2) and (3) in (1\*)

$$2EI \theta_B + 0.375EI \Delta = 5.625 \quad \text{---(7)}$$

Substitute (5) and (6) in (2\*)

$$-0.375EI\theta_B - 0.235EI\Delta = -8.437 \quad \text{---(8)}$$

From (7) and (8) can solve;

$$\theta_B = \frac{-5.6}{EI} \quad \Delta = \frac{44.8}{EI}$$

Substitute  $\theta_B = \frac{-5.6}{EI}$  and  $\Delta = \frac{44.8}{EI}$  in (1) to (6)

$$M_{AB} = 15.88 \text{ kN}\cdot\text{m}$$

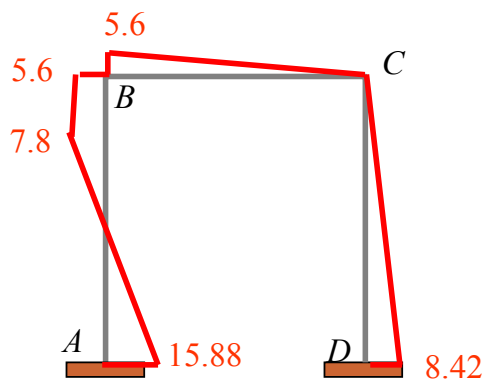
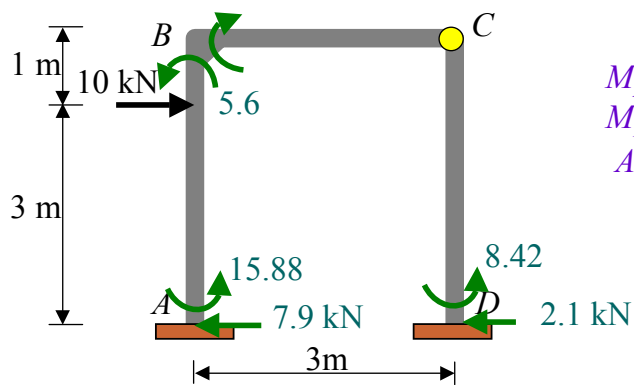
$$M_{BA} = 5.6 \text{ kN}\cdot\text{m}$$

$$M_{BC} = -5.6 \text{ kN}\cdot\text{m}$$

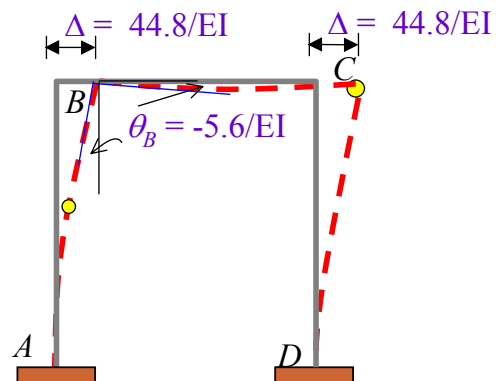
$$M_{DC} = 8.42 \text{ kN}\cdot\text{m}$$

$$A_x = 7.9 \text{ kN}$$

$$D_x = 2.1 \text{ kN}$$



Bending moment diagram

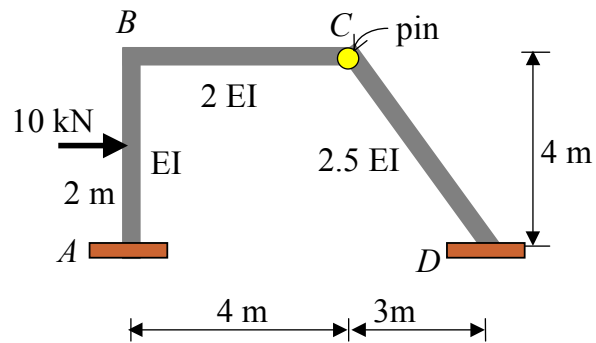


Deflected curve

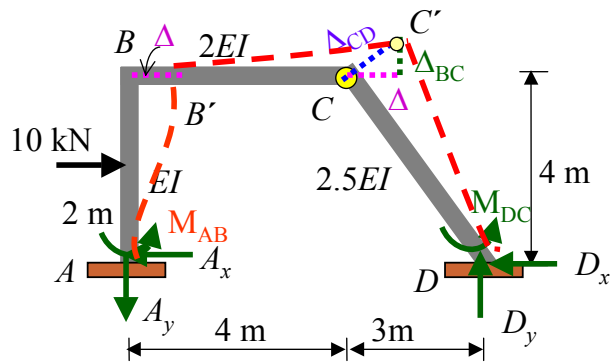
### Example 9

From the frame shown use the slope-deflection method to:

- Determine the **end moments** of each member and **reactions** at supports
- Draw the **quantitative bending moment diagram**, and also draw the **qualitative deflected** shape of the entire frame.



• Overview



• Unknowns

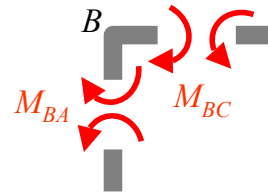
$$\theta_B \text{ and } \Delta$$

• Boundary Conditions

$$\theta_A = \theta_D = 0$$

• Equilibrium Conditions

- Joint B

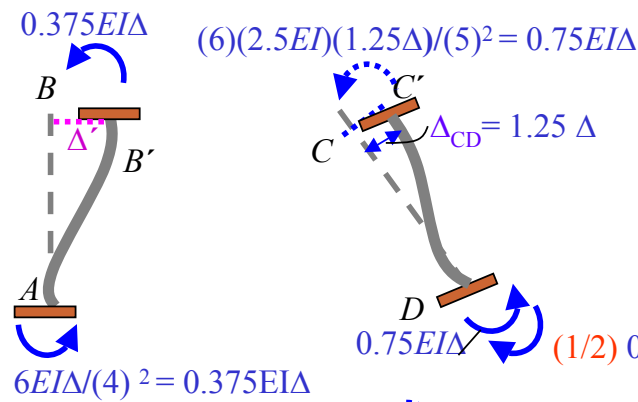
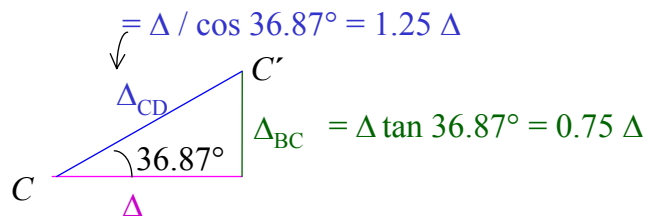
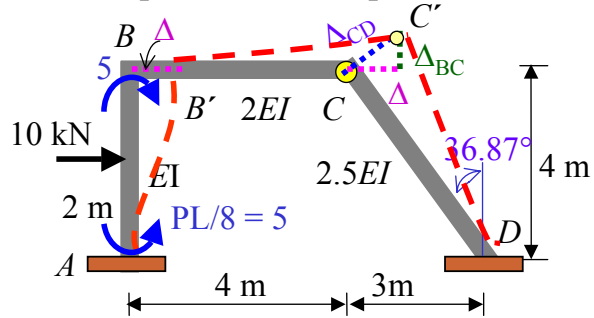


$$\Sigma M_B = 0: M_{BA} + M_{BC} = 0 \quad \text{---(1*)}$$

- Entire Frame

$$\overset{+}{\rightarrow} \Sigma F_x = 0: 10 - A_x - D_x = 0 \quad \text{---(2*)}$$

• Slope-Deflection Equation

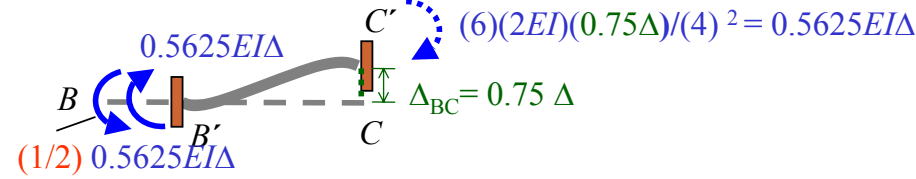


$$M_{AB} = \frac{2(EI)}{4} \theta_B + 0.375EI\Delta + 5 \quad \text{--- (1)}$$

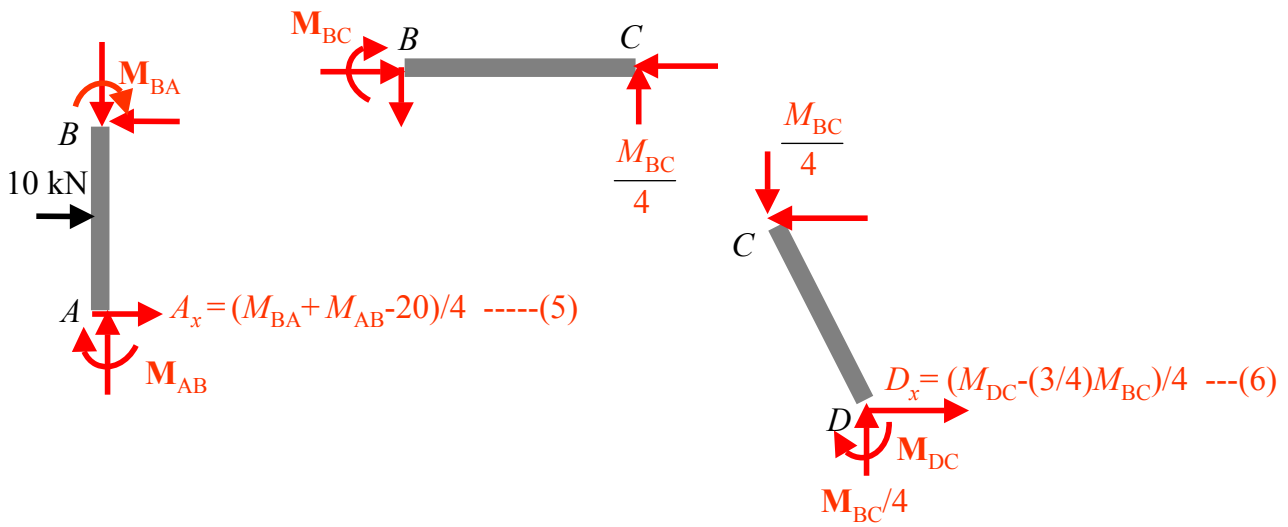
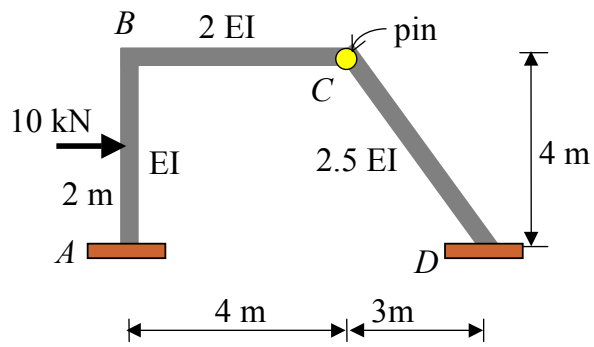
$$M_{BA} = \frac{4(EI)}{4} \theta_B + 0.375EI\Delta - 5 \quad \text{--- (2)}$$

$$M_{BC} = \frac{3(2EI)}{4} \theta_B - 0.2813EI\Delta \quad \text{--- (3)}$$

$$M_{DC} = 0.375EI\Delta \quad \text{--- (4)}$$



• Horizontal reactions



**Equilibrium Conditions:**

$$M_{BA} + M_{BC} = 0 \quad \text{---- (1*)}$$

$$10 - A_x - D_x = 0 \quad \text{---- (2*)}$$

**Slope-Deflection Equation:**

$$M_{AB} = \frac{2(EI)}{4} \theta_B + 5 + \frac{6EI\Delta}{4^2} \quad \text{---- (1)}$$

$$M_{BA} = \frac{4(EI)}{4} \theta_B - 5 + \frac{6EI\Delta}{4^2} \quad \text{---- (2)}$$

$$M_{BC} = \frac{3(2EI)}{4} \theta_B - \frac{3(2EI)(0.75\Delta)}{4^2} \quad \text{---- (3)}$$

$$M_{DC} = \frac{3(2.5EI)(1.25\Delta)}{5^2} \quad \text{---- (4)}$$

**Horizontal reactions at supports:**

$$A_x = \frac{(M_{BA} + M_{AB} - 20)}{4} \quad \text{---- (5)}$$

$$D_x = \frac{M_{DC} - \frac{3}{4}M_{BC}}{4} \quad \text{---- (6)}$$

**• Solve equations**

Substitute (2) and (3) in (1\*)

$$2.5EI\theta_B + 0.0938EI\Delta - 5 = 0 \quad \text{---- (7)}$$

Substitute (5) and (6) in (2\*)

$$0.0938EI\theta_B + 0.334EI\Delta - 5 = 0 \quad \text{---- (8)}$$

From (7) and (8) can solve;

$$\theta_B = \frac{1.45}{EI} \quad \Delta = \frac{-14.56}{EI}$$

Substitute  $\theta_B = \frac{1.45}{EI}$  and  $\Delta = \frac{-14.56}{EI}$  in (1) to (6)

$$M_{AB} = 15.88 \text{ kN}\cdot\text{m}$$

$$M_{BA} = 5.6 \text{ kN}\cdot\text{m}$$

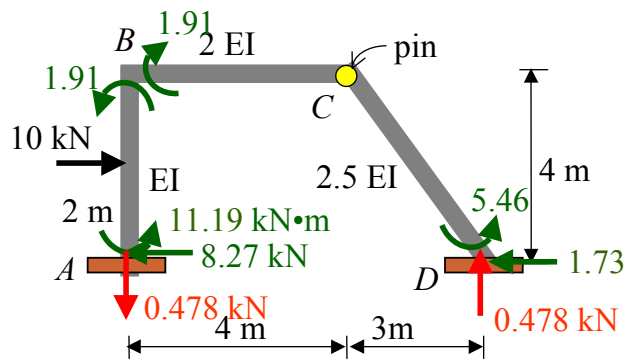
$$M_{BC} = -5.6 \text{ kN}\cdot\text{m}$$

$$M_{DC} = 8.42 \text{ kN}\cdot\text{m}$$

$$A_x = 7.9 \text{ kN}$$

$$D_x = 2.1 \text{ kN}$$





$$M_{AB} = 11.19 \text{ kN}\cdot\text{m}$$

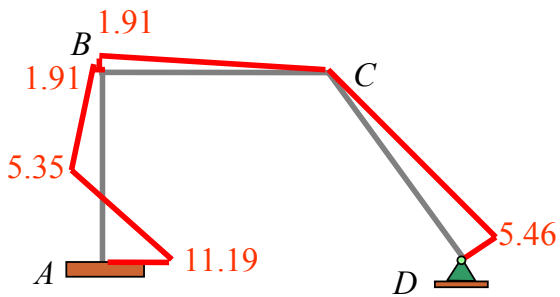
$$M_{BA} = 1.91 \text{ kN}\cdot\text{m}$$

$$M_{BC} = -1.91 \text{ kN}\cdot\text{m}$$

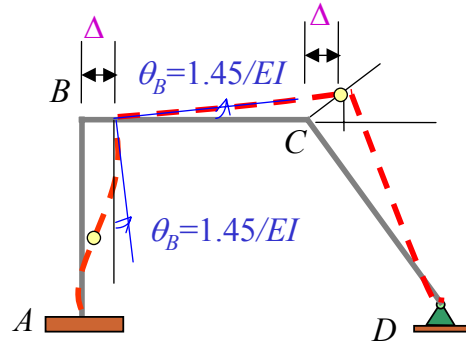
$$M_{DC} = 5.46 \text{ kN}\cdot\text{m}$$

$$A_x = 8.28 \text{ kN}$$

$$D_x = 1.72 \text{ kN}$$



Bending-moment diagram

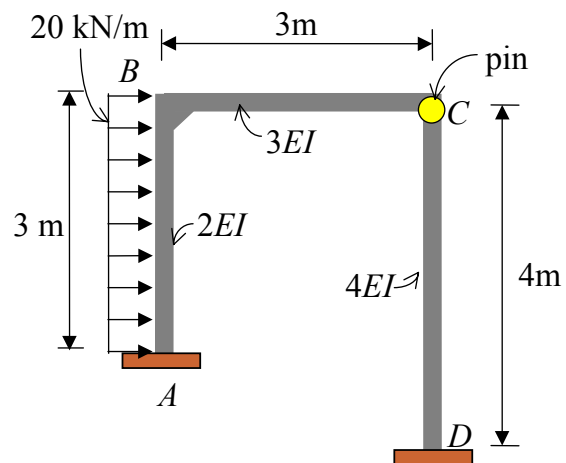


Deflected shape

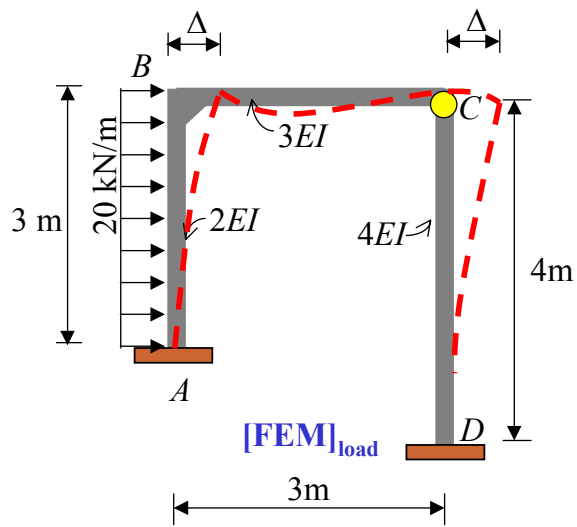
### Example 10

From the frame shown use the moment distribution method to:

- (a) Determine all the reactions at supports, and also
- (b) Draw its **quantitative shear** and **bending moment diagrams**, and **qualitative deflected curve**.



• Overview



• Unknowns

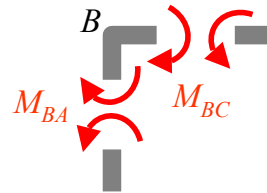
$$\theta_B \text{ and } \Delta$$

• Boundary Conditions

$$\theta_A = \theta_D = 0$$

• Equilibrium Conditions

- Joint B

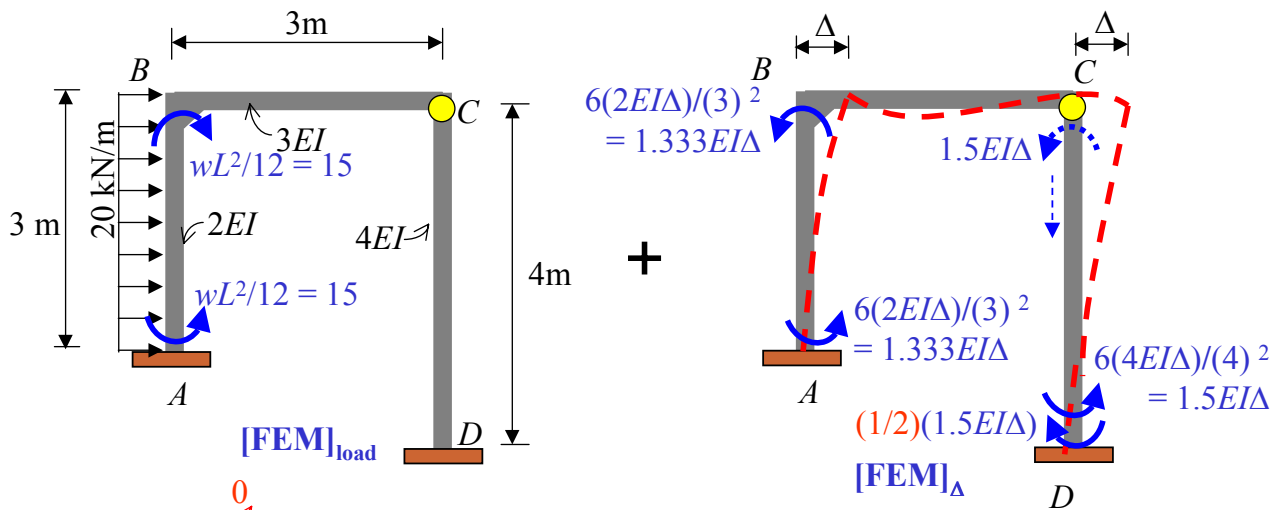


$$\Sigma M_B = 0: M_{BA} + M_{BC} = 0 \quad \text{---(1*)}$$

- Entire Frame

$$\rightarrow \Sigma F_x = 0: 60 - A_x - D_x = 0 \quad \text{---(2*)}$$

• Slope-Deflection Equation



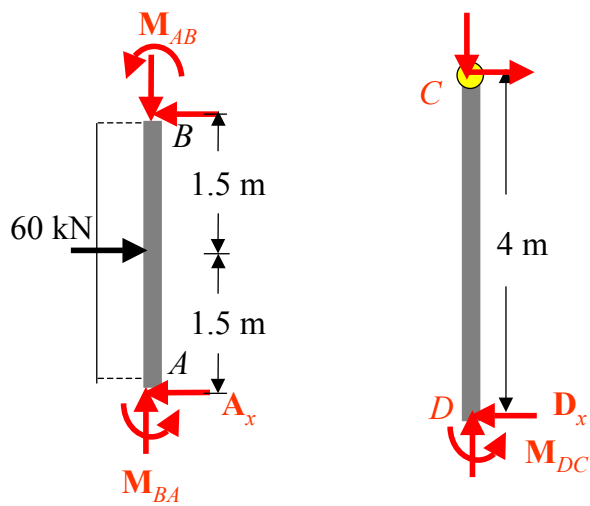
$$M_{AB} = \frac{4(2EI)}{3} \cancel{\theta_A} + \frac{2(2EI)}{3} \theta_B + 15 + 1.333EI\Delta = 1.333EI\theta_B + 15 + 1.333EI\Delta \quad \text{-----(1)}$$

$$M_{BA} = \frac{2(2EI)}{3} \cancel{\theta_A} + \frac{4(2EI)}{3} \theta_B - 15 + 1.333EI\Delta = 2.667EI\theta_B - 15 + 1.333EI\Delta \quad \text{-----(2)}$$

$$M_{BC} = \frac{3(3EI)}{3} \theta_B = 3EI\theta_B \quad \text{-----(3)}$$

$$M_{DC} = \frac{3(4EI)}{4} \cancel{\theta_D} + 0.75EI\Delta = 0.75EI\Delta \quad \text{-----(4)}$$

• **Horizontal reactions**



$$\curvearrowleft + \Sigma M_B = 0:$$

$$A_x = \frac{M_{BA} + M_{AB} + 60(1.5)}{3}$$

$$A_x = 1.333EI\theta_B + 0.889EI\Delta + 30 \quad \text{--- (5)}$$

$$\curvearrowright + \Sigma M_C = 0:$$

$$D_x = \frac{M_{DC}}{4} = 0.188EI\Delta \quad \text{--- (6)}$$

### Equilibrium Conditions

$$M_{BA} + M_{BC} = 0 \quad \text{---(1*)}$$

$$60 - A_x - D_x = 0 \quad \text{---(2*)}$$

### Equation of moment

$$M_{AB} = 1.333EI\theta_B + 15 + 1.333EI\Delta \quad \text{---(1)}$$

$$M_{BA} = 2.667EI\theta_B - 15 + 1.333EI\Delta \quad \text{---(2)}$$

$$M_{BC} = 3EI\theta_B \quad \text{---(3)}$$

$$M_{DC} = 0.75EI\Delta \quad \text{---(4)}$$

### Horizontal reaction at support

$$A_x = 1.333EI\theta_B + 0.889EI\Delta + 30 \quad \text{---(5)}$$

$$D_x = 0.188EI\Delta \quad \text{---(6)}$$

### • Solve equation

Substitute (2) and (3) in (1\*)

$$5.667EI\theta_B + 1.333EI\Delta = 15 \quad \text{---(7)}$$

Substitute (5) and (6) in (2\*)

$$-1.333EI\theta_B - 1.077EI\Delta = -30 \quad \text{---(8)}$$

From (7) and (8), solve equations;

$$\theta_B = \frac{-5.51}{EI} \quad \Delta = \frac{34.67}{EI}$$

Substitute  $\theta_B = \frac{-5.51}{EI}$  and  $\Delta = \frac{34.67}{EI}$  in (1) to (6)

$$M_{AB} = 53.87 \text{ kN} \cdot \text{m}$$

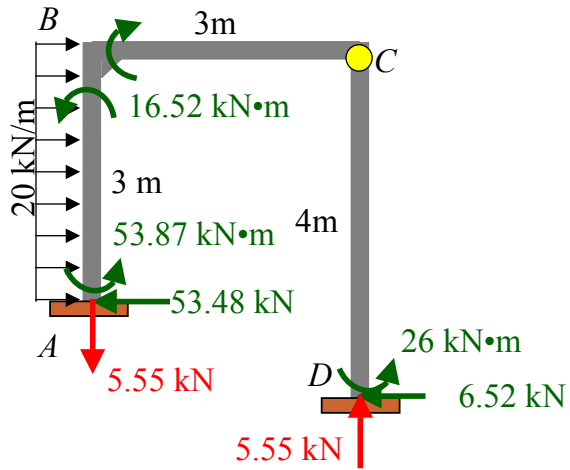
$$M_{BA} = 16.52 \text{ kN} \cdot \text{m}$$

$$M_{BC} = -16.52 \text{ kN} \cdot \text{m}$$

$$M_{DC} = 26.0 \text{ kN} \cdot \text{m}$$

$$A_x = 53.48 \text{ kN}$$

$$D_x = 6.52 \text{ kN}$$



$$M_{AB} = 53.87 \text{ kN}\cdot\text{m}$$

$$M_{BA} = 16.52 \text{ kN}\cdot\text{m}$$

$$M_{BC} = -16.52 \text{ kN}\cdot\text{m}$$

$$M_{DC} = 26.0 \text{ kN}\cdot\text{m}$$

$$A_x = 53.48 \text{ kN}$$

$$D_x = 6.52 \text{ kN}$$

